



2016 Annual Report



Lucas County Juvenile Court

Care | Guidance | Treatment | Protection



CARE | GUIDANCE | TREATMENT | PROTECTION

COMMUNITY

CREATIVITY

WORK

HEALTH

EDUCATION

RELATIONSHIPS

Lucas County Court of Common Pleas

Division of Juvenile Court

1801 Spielbusch Avenue

Toledo, Ohio 43604

Tel 419-213-6700

Fax 419-213-6898

www.co.lucas.oh.us/Juvenile

Youth Treatment Center

225 11th St.

Toledo, Ohio 43604

Tel 419-213-6161

Fax 419-259-2450

CONTENTS

2016 Annual Report

Lucas County Juvenile Court Elected Judges	7
Description and Jurisdiction of the Juvenile Division	10
A Message from the Court Administrator	11
Lucas County Juvenile Court Mission Statement	12
Lucas County Juvenile Court Goal	13
Initiatives and Reform: JDAI Juvenile Detention Alternative Initiative	14
Assessment Center	18
Lucas County Juvenile Detention Center.....	20
Community Detention	23
Court Appointed Special Advocates (CASA).....	26
Citizen Review Board (CRB)	33
Juvenile Court Business Office.....	34
Human Resources Department	37
Legal Department	39
Probation Department.....	40
Community Treatment Center Program (CTC)	44
Psychology Department	46
Youth Treatment Center (YTC)	48
Reentry Support Service (RSS)	52
Clerk's Office	54
Community Integration and Training for Employment (CITE)	56
Crossover Practice Model.....	59
Family Drug Court	60
Juvenile Treatment Court/Reclaiming Futures	62
Family Violence Intervention Services.....	64
Juvenile Court Sex Offender Treatment Program.....	66
Mediation.....	67
Restorative Justice Peace Circles	70
2016 Juvenile Court Statistical Report Tables.....	73
2016 Juvenile Court Staff.....	115

LIST OF TABLES

JUVENILE COURT BUSINESS OFFICE

35

JUVENILE COURT & DETENTION EXPENSES	35
DESCRIPTION OF CONTRACT AND STATE REIMBURSEMENTS	35
DESCRIPTION OF COURT COSTS, FINES AND FEES COLLECTED	36
DESCRIPTION OF OTHER REVENUE.....	36
DESCRIPTION OF GRANT & SUBSIDY FUNDS RECEIVED	36

I. TRAFFIC

74

TABLE A1	TRAFFIC: 2016 TOP FIVE TRAFFIC VIOLATION CATEGORIES BY RACE.....	74
TABLE A2	TRAFFIC: 2016 TOP FIVE TRAFFIC VIOLATION CATEGORIES BY SEX	75
TABLE A3	TRAFFIC: FOUR YEAR TREND OF TRAFFIC VIOLATION CATEGORIES.....	76
TABLE A4	TRAFFIC: FIVE YEAR TRAFFIC TREND OF YOUTHS, COMPLAINTS AND CHARGES	76
TABLE A5	TRAFFIC: 2016 TRAFFIC DATA FOR YOUTHS, COMPLAINTS AND CHARGES	76

II. DELINQUENCY

77

YOUTH SERVED

TABLE A1	YOUTH SERVED: BY SEX AND RACE	78
TABLE A2	YOUTH SERVED: FIVE YEAR TREND BY SEX AND RACE	78
TABLE A3	YOUTH SERVED: BY ZIP CODE	79
TABLE A4	YOUTH SERVED: FIVE YEAR TREND BY ZIP CODE	80
TABLE A5	YOUTH SERVED: HIGHEST CHARGED DEGREE AND HIGHEST OUTCOME	81
TABLE A6	YOUTH SERVED: FIVE YEAR TREND OF HIGHEST CHARGED DEGREE	81
TABLE A7	YOUTH SERVED: COMPLAINTS PER YOUTH BY SEX AND RACE.....	82
TABLE A8	YOUTH SERVED: COMPLAINTS PER YOUTH BY SEX AND RACE AND PERCENTAGE	82
TABLE A9	YOUTH SERVED: FIVE YEAR TREND OF COMPLAINTS PER YOUTH.....	83
TABLE A10	YOUTH SERVED: BY AGE	83
TABLE A11	YOUTH SERVED: FIVE YEAR TREND BY AGE	84

COMPLAINTS RECEIVED

TABLE B1	COMPLAINTS RECEIVED: BY SEX AND RACE	85
TABLE B2	COMPLAINTS RECEIVED: FIVE YEAR TREND BY SEX AND RACE	85
TABLE B3	COMPLAINTS RECEIVED: BY ZIP CODE	86
TABLE B4	COMPLAINTS RECEIVED: FIVE YEAR TREND BY ZIP CODE	87
TABLE B5	COMPLAINTS RECEIVED: HIGHEST DEGREE CHARGED AND HIGHEST OUTCOME	88
TABLE B6	COMPLAINTS RECEIVED: FIVE YEAR TREND BY HIGHEST CHARGED DEGREE	88
TABLE B7	COMPLAINTS RECEIVED: CHARGES PER COMPLAINT BY SEX AND RACE	89
TABLE B8	COMPLAINTS RECEIVED: FIVE YEAR TREND CHARGES PER COMPLAINT	89
TABLE B9	COMPLAINTS RECEIVED: BY AGE	90
TABLE B10	COMPLAINTS RECEIVED: FIVE YEAR TREND BY AGE	91
TABLE B11	COMPLAINTS RECEIVED: MOST COMMON PRIMARY CHARGES BY SEX- FEMALE	92
TABLE B12	COMPLAINTS RECEIVED: MOST COMMON PRIMARY CHARGES BY SEX- MALE	93
TABLE B13	COMPLAINTS RECEIVED: MOST COMMON PRIMARY CHARGES BY RACE- BLACK	94
TABLE B14	COMPLAINTS RECEIVED: MOST COMMON PRIMARY CHARGES BY RACE- WHITE	95
TABLE B15	COMPLAINTS RECEIVED: MOST COMMON PRIMARY CHARGES BY RACE- LATINO	96
TABLE B16	COMPLAINTS RECEIVED: MOST COMMON PRIMARY CHARGES BY RACE- OTHER	97

CHARGES RECEIVED

TABLE C1	CHARGES RECEIVED: BY SEX AND RACE	98
TABLE C2	CHARGES RECEIVED: FIVE YEAR TREND BY SEX AND RACE	98
TABLE C3	CHARGES RECEIVED: BY TOLEDO ZIP CODE, SEX, AND RACE	99
TABLE C4	CHARGES RECEIVED: FIVE YEAR TREND BY ZIP CODE	100
TABLE C5	CHARGES RECEIVED: MOST COMMON PRIMARY CHARGES BY SEX, FEMALE	101
TABLE C6	CHARGES RECEIVED: MOST COMMON PRIMARY CHARGES BY SEX, MALE	102
TABLE C7	CHARGES RECEIVED: MOST COMMON PRIMARY CHARGES BY RACE, BLACK	103
TABLE C8	CHARGES RECEIVED: MOST COMMON PRIMARY CHARGES BY RACE, WHITE	104
TABLE C9	CHARGES RECEIVED: MOST COMMON PRIMARY CHARGES BY RACE, LATINO	105
TABLE C10	CHARGES RECEIVED: MOST COMMON PRIMARY CHARGES BY RACE, UNKNOWN	106

CERTIFICATION

TABLE D1	CERTIFICATION OFFENSES	107
----------	------------------------------	-----

II. DELINQUENCY 107

CERTIFICATION

TABLE D2	CERTIFICATION BY SEX.....	107
TABLE D3	CERTIFICATION BY RACE.....	107
TABLE D3	CERTIFICATION BY AGE.....	107

COMMITMENTS

TABLE E1	2016 COMMITMENTS: TO THE OHIO DEPARTMENT OF YOUTH SERVICES	108
TABLE E2	2016 COMMITMENTS: BY FELONY LEVEL	108
TABLE E3	2016 COMMITMENTS: BY RACE.....	108
TABLE E4	FIVE YEAR TREND OF OFFENSES FILED BY PROCEDURE.....	109
TABLE E5	FIVE YEAR TREND OF COMMITMENTS & REVOCATIONS: BY RACE/SEX.....	109
TABLE E6	FIVE YEAR TREND OF REVOCATIONS.....	109
TABLE E7	FIVE YEAR TREND OF COMMITMENTS & REVOCATIONS	109

III. DETENTION 110

TABLE A1	FIVE YEAR TREND BOOKING BY RACE AND SEX	111
TABLE A2	FIVE YEAR TREND ADMISSIONS BY RACE AND SEX.....	111
TABLE A3	FIVE YEAR TREND ADMISSION RATE BY RACE AND SEX	111
TABLE A4	FIVE YEAR TREND AVERAGE DAILY POPULATION.....	111
TABLE A5	FIVE YEAR TREND AVERAGE LENGTH OF STAY	111


IV. 2016 OHIO SUPREME COURT REPORT 112

JUDGE DENISE NAVARRE CUBBON	113
JUDGE CONNIE ZEMMELMAN	114

Lucas County Juvenile Court Elected Judges



Administrative Judge
Denise Navarre Cubbon



Judge Connie Zimmelman





Blown glass ware from various youth is proudly displayed in the Lucas County Juvenile Court on both floors.

Judge Denise Navarre Cubbon introduces James Bell, Civil Rights Advocate and Founder of the W. Haywood Burns Institute.



The Lucas County Executive Team met for breakfast with James Bell on his Toledo visit in September.



The Hon. Connie Zimmelman, left and Kendra Kec, Assistant Court Administrator at Fred Whitman's retirement.

“Our principal mission is to build safe communities, one child at a time, ensuring that all children, youth and families are treated fairly and given the resources and support to be positive and productive contributors to society.” *Coalition for Juvenile Justice*



River Centre Gallery in Sylvania hosted a special show, “In Art there is Justice,” featuring youth artwork from the various court art programs.

Description and Jurisdiction of the Juvenile Division



The Lucas County Court of Common Pleas, Juvenile Division was created by statute in 1977 to decide cases involving juveniles. The establishment of a separate, distinct Juvenile Division within the Lucas County Common Pleas judicial system was an acknowledgment of the specialization and greater community emphasis on juvenile justice.

The courts of common pleas, the only trial courts created by the Ohio Constitution, are established by Article IV,

Section 1 of the Constitution. The jurisdiction of courts of common pleas is outlined in Article IV, Section 4.

There is a court of common pleas in each of Ohio's 88 counties. Courts of common pleas have original jurisdiction in all felony cases and all civil cases in which the amount in controversy exceeds \$500. Most courts of common pleas have specialized divisions created by statute to decide cases involving juveniles, probate matters, and domestic relations matters. Lucas County is one of 11 courts in Ohio that has only juvenile jurisdiction.

Juvenile divisions hear cases involving persons under 18 years of age, and cases dealing with unruly, abused, dependent, and neglected children. They also have jurisdiction in adult cases involving paternity, child abuse, non-support, visitation, custody, and contributing to the delinquency of a minor.

The sections in 2151. of the Revised Code, with the exception of those sections providing for the criminal prosecution of adults, shall be liberally interpreted and construed so as to effectuate the following purposes:

- A. To provide for the care, protection, and mental and physical development of children subject to 2151. of the Revised Code;
- B. To protect the public interest in removing the consequences of criminal behavior and the taint of criminality from children committing delinquent acts and to substitute therefore a program of supervision, care, and rehabilitation;
- C. To achieve the foregoing purposes, whenever possible, in a family environment, separating the child from its parents only when necessary for his welfare or in the interests of public safety;
- D. To provide judicial procedures through which Chapter 2151. of the Revised Code is executed and enforced, and in which the parties are assured a fair hearing, and their constitutional and other legal rights are recognized and enforced.

Source: Ohio Juvenile Law, by William Kurtz & Paul Giannelli, Banks-Baldwin Law Publishing

A Message from the Court Administrator

For the past several years the Lucas County Juvenile Court has worked diligently to reform practices based on research and science regarding what works with juvenile offenders. This required a shift in thinking and practice that was guided by technical assistance from state and national experts. As you will see in the 2016 Annual Report, the court has made significant progress in both implementing reform and designing strategies to improve outcomes and reduce recidivism. Much of the year was spent on the development of new evidence-based programs and practices on both the delinquency and civil side of the court. Staff spent many hours planning and receiving training to enhance their skill level in working with delinquent, neglected and abused children. The following report contains much information which demonstrates the work and efforts of the court staff in achieving the mission of the Juvenile Court to protect children, improve the lives of young people and their families, and improve community safety and the lives of young people and their families.

The Coalition for Juvenile Justice said it best, *“our principal mission is to build safe communities, one child at a time, ensuring that all children, youth and families are treated fairly and given the resources and support to be positive and productive contributors to society.”* This approach is the foundation of the Lucas County Juvenile Court. We have learned from research and experience that merely locking kids up does not work. What does work, however, is investing in our kids and providing the programs and services to build up young people, which ultimately improves community safety. In fact, not investing in our children and families ultimately *sacrifices* the long term safety and well-being of the community.

Under the leadership of Judge Denise Navarre Cubbon, the court has been committed to a collaborative approach to improve the safety of the community. Judge Cubbon has assembled a team of committed executive leaders and citizens, which is critical to successful planning and implementation. This work cannot be done by one agency, or without including the families in our neighborhoods and the community. We have to step up and do this together. The role of this leadership team in the coming months and years will be to champion an integrated approach to accomplish our shared objectives in building a place where all children can be safe and thrive. Indeed, this is our next necessary step in our efforts to protect the community and improve the well-being and safety of our children.....one child at a time.

It is an honor and a privilege to be entrusted to do this important work. We are grateful to the dedicated and committed staff and our community partners that work tirelessly on behalf of the children and families in Lucas County.

Deborah Hodges, Court Administrator

Lucas County Juvenile Court Mission Statement

The Lucas County Court of Common Pleas, Juvenile Division, is Mandated and Governed by Law. In Fulfilling its Mandate, the Juvenile Court's Mission is to:

Ensure Public Safety.

Protect the Children of the Community.

Preserve Families by Supporting Parents and Intervening only when it is in the Best Interest of the Child and/or the Community.

Work with the Community to Develop and Enforce Standards of Responsible Behavior for Adults and Children.

Ensure Balance Between Consequences and Rehabilitation while Holding Offenders Accountable for Their Actions.

Efficiently and Effectively Operate the Services of the Court.



Lucas County Juvenile Court

Care | Guidance | Treatment | Protection

Lucas County Juvenile Court Goal:

The goal of the Juvenile Court is to ensure that the children and people who come before it receive the kind of care, protection, guidance, and treatment that will serve the best interest of the community and the best welfare of the child.

The Judges and staff have concern not only for resolving cases in Court but also for improving family life, personal relationships, education, and treatment for children, youth and families within the community.

Initiatives and Reform: JDAI

Juvenile Detention Alternative Initiative

Rachael Gardner



THE ANNIE E. CASEY
FOUNDATION

The Juvenile Detention Alternative Initiative (JDAI) was started by the Annie E. Casey Foundation in 1992 as a pilot project in a handful of sites across the country to reduce over-dependence on secure detention. These early sites found success in JDAI and were able to safely reduce the number of youth detained without compromising public safety. After successful outcomes were achieved the Casey Foundation aimed to expand reform. Today the Juvenile Detention Alternatives Initiative is in more than 300 jurisdictions, 23 states, and the District of Columbia. Objectives that JDAI sites adhere to include:

- Eliminate the inappropriate use of secure detention;
- Minimize failure to appear and incidence of delinquent behavior;
- Redirect public monies to successful reform and;
- Improve conditions of confinement in secure detention facilities.

These objectives are achieved through implementing 8 core strategies: Collaboration, Data Driven Decisions, Objective Admissions, Alternatives to Detention, Case Processing Reforms, Special Detention Cases, Reducing Racial and Ethnic Disparities, and Improving Conditions of Confinement.

Lucas County began implementing alternatives to secure detention in 2000 including an Evening Reporting Center, Electronic Monitoring, Surveillance, and Home Detention. In 2010 the State of Ohio became a JDAI site and Lucas County was one of the five first sites in Ohio to be an official JDAI site. Since 2000 Lucas County has diligently worked to implement and expand detention reform in order to improve community safety. These efforts have been done in collaboration with our partners from across the Lucas County community. Lucas County Juvenile Court could not serve the children and families who come before the Court without the collaboration of invested organizations, service providers, and individuals in children's lives. We thank you for your collaboration!

Initiatives and reform today

Reform efforts within LCJC have expanded tremendously since 2000. The Court not only continues to devote itself to JDAI, but is also engaged in safely reducing youth incarceration, transforming Probation practice, eliminating racial and ethnic disparities, engaging the community, building restorative justice practices, engaging youth from a positive youth development model, and supporting families navigating the juvenile justice system.

LCJC presently collaborates with Annie E. Casey Foundation on the expansion of JDAI to the 'Deep End' of the system and on transforming Probation practices. Lucas County is one of only 12 'Deep End' sites in the country and one of only 2 Probation Transformation sites in the county. The purpose of these efforts is to ensure that young people under the supervision of Probation receive services that are strengths based, individualized, and take into account adolescent brain development when addressing a youth's behaviors in the community. Through these reforms LCJC has also intentionally grown alternative to incarceration pro-

Community conversations:



The Juvenile Court was proud to host James Bell in Toledo, bringing the Lucas County Executive Team and the entire community together for an important dialogue about race and justice.



Education: *Best practice in helping families has required extensive learning from the success of other jurisdictions.*

After 2 years of planning, the Family Navigator program launched with Court training in November 2016. Meeting in the Toledo United Way building, staff from the W. Haywood Burns Institute, New York City Probation Services, Community Connections for Youth, and Toledo's Center for Hope trained all Probation and Misdemeanor Services staff in the Juvenile Court's new Family Navigators program.

grams to meet the needs of youth safely in the community with their families. This expansion of JDAI to the Deep End of the system has also encompassed reviewing the use of Probation in a youth's life.

Following the expansion of JDAI into the Deep End of the system, AECF also requested sites to consider applying for 'Probation Transformation' reform. LCJC applied and was awarded grant monies and technical assistance to examine the use of Probation and undergo reforms to enhance and transform practices from compliance-based models to more Positive Youth Development models. As part of these efforts LCJC partners with The W. Haywood Burns Institute to engage stakeholders invested in these efforts to evaluate reform through the lens of Racial and Ethnic Equity and Inclusion. This technical assistance teaches Court and Community stakeholders to examine data, policy, and practices with an eye to disparity and inequity.

and community is essential to growing sustainable changes in juvenile justice practices. In order for reform efforts to be meaningful, transformative in the lives of youth, and successful to achieving public safety outcomes LCJC recognizes the critical input of community members. We thank all of our community partners, family members, youth, and stakeholders who offer their talent to shape the juvenile justice system.

Highlights from 2016 include:

LCJC invited Community Members to launch a Community Advisory Board. This effort is a volunteer collaboration in which community members and Court staffs engage in conversation, evaluation, and action planning of Juvenile Justice reform efforts. Special thanks to Advisory Board Members Avis Files, Jacob Spellis, Penny Tullis, Troy Thomas, Warren Woodberry, and Yolanda Woodberry for their generosity of time and talent to launch this new endeavor.

Through any reform effort the input of family members

LCJC was awarded additional support to expand the



Relationships: *The Center of Hope held an individual open house for each department within the Juvenile Court. Above, Mrs. Perryman chats with Administration staff.*



Work: *Youth traveled to Clyde, Ohio to learn about trade school opportunities to become a Journeyman for large machine operations.*



Relationships:

Yolanda Woodberry and her husband, Warren, serve on the Community Advisory Board. Here, the Board met at Jones Academy and experienced the path some youth and families take as they become involved in the juvenile justice system. The activity, “Julie through the System” is a learning activity designed by the Burns Institute.

operating hours of the Assessment Center, a non-secure alternative to secure detention and booking, from The Ohio Department of Youth Services. The expansion of operating hours will assist in diverting more youth from unnecessary time in secure confinement.

The Restorative Justice Coordinator continued implementing improved restorative justice practices such as a community outing for Court involved youth and Peace Circle Training for community members.

Peace Circles began pilot implementation as an alternative to formal Court processing for low level offenses. The process brought together youth and their families, victims, and community members to address the harm caused by youthful delinquency.

Detention Admissions continued to decline without compromising public safety.

The Court began contracting with Center of Hope Family Services to implement the new Family Navigator Program. Family Navigator Program is housed within the Juvenile Justice Center but is ran and operated by the Center of Hope Family Services. The Program objectives are:

Understanding juvenile justice system policies and procedures;

Assist families in collaborating with juvenile justice agencies, staff, and community partners;

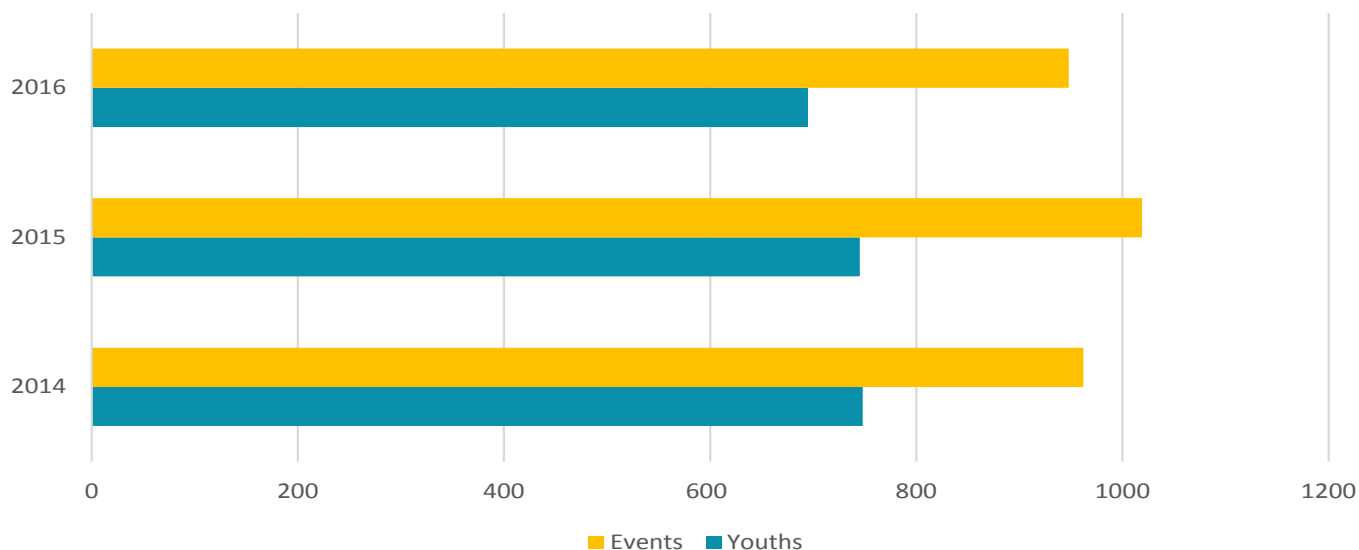
Provide families with opportunities to bond with, and receive support from other parents in the same situation and;

Help families build capacity to advocate for their children.

Assessment Center

Jim Sworden, Assessment Center Director

Youth Served in Assessment Center:
During First Three Years in Operation



This chart represents the number of youth arrested and the number of youth complaints.

2016 Assessment Center, Misdemeanor and Assessment Services Report

The Juvenile Assessment Center was developed to process and screen low risk offenders at the point of arrest to link them to appropriate services, and ultimately keep them from further penetrating the juvenile justice system. Since its beginning, the Center's main goal is to ensure the right youth receive the right service at the right time and place. The Assessment Center and Court are committed to keeping the community safe through evidence-based screenings, assessments and meaningful interventions for each child and family. Current research has demonstrated that more harm can result when a youth is exposed to detention and high risk offenders, thus resulting in raising the risk level of the offender.

The Assessment Center is a non-secure diversion alternative for low risk offenders to detention. Youth charged with offenses such as status offenses (unruly), alcohol and other drug related misdemeanors, minor domestic violence/family conflict, simple assaults, property offences, criminal trespass, and safe school ordinances (SSOs), are transport-

ed by officers to the Assessment Center for processing during open hours of operation. After hours a youth is taken to the juvenile detention center for screening and assessment to take place within 24 hours.

Each youth is screened by trained staff utilizing evidence-based tools. The youth and family are linked to community-based services that meet the need of the youth and family. If the youth successfully engages in the required services, these cases can be diverted from official court proceedings.

During 2016 the Juvenile Assessment Center screened 695 individual youth in 948 event arrests. 47% of the cases were closed with an unofficial unofficial status, while 53% of the cases were sent for an official court hearing. The Center also continues to divert a majority of youth from detention while ensuring appropriate interventions and responses while keeping community safety as our primary mission.

The Assessment Center continues to use the following evidence-based screening tools to guide case officers in working with the youth and families: Ohio Youth Assessment

System (Diversion OYAS), Global Appraisal of Individual Needs Short Screener (GAIN-SS) and the Global Appraisal of Individual Needs – Strength Based Screener (GAIN-SBS). The SBIRT (Screening Brief Intervention Referral to Treatment) screening process has also been recently implemented for youth that have been officially adjudicated and referred from the bench to Misdemeanor or Assessment Services. This screening tool was developed by Chestnut Health Systems and the Reclaiming Futures Initiative. With the use of evidence-based screening tools, community engagement and continued staff training and development, the Court will ensure the right youth receive the right service at the right time and place.

Beginning April 18, 2016, the Assessment Center expanded services to also include Misdemeanor Services, as evidence indicates that increased Juvenile Justice involvement for low risk youth increases the likelihood that they will continue in delinquency. Misdemeanor Services continues to focus on public safety while providing a case management service to youth and families that will ensure court orders are followed, and ensure provides strength-based community service coordination.

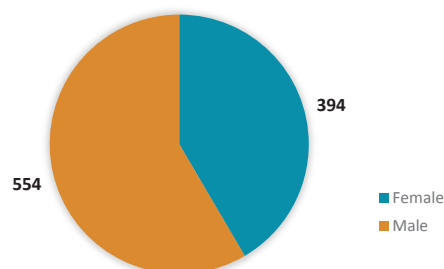
Misdemeanor Services mission is to serve low risk adjudicated youth at the community level, while providing supervision, and supportive services that help foster positive change and behavior. Misdemeanor Services also utilizes a Positive Youth Justice (PYJ) framework which focuses on identifying youth and families strengths, while developing positive relationships. The framework focuses on the importance of learning while doing and attaching and belonging for healthy adolescent development.

Every youth in Misdemeanor Services is screened utilizing the Ohio Youth Assessment System tool and the Lucas County Juvenile Court's Dispositional Matrix to ensure that each youth receives the right services at the appropriate time.

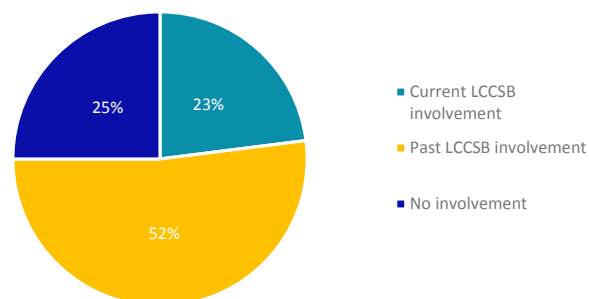
In 2016, the Assessment Center, along with Misdemeanor Services diverted 317 youth from probation. Recommendations, including a community plan for youth formally adjudicated on Misdemeanor charges will be presented to the jurists. This approach places Misdemeanor Services Case Managers in the community enabling them to directly engage the youth and families with community-based opportunities and services.

Assessment Center staff has also screened 227 Bench referrals using the same evidence-based screening tools mentioned earlier.

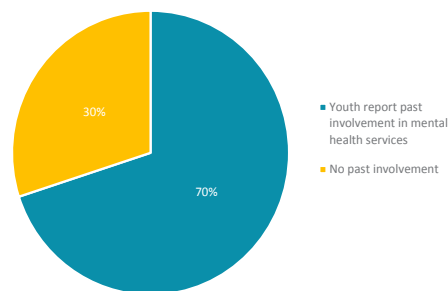
Assessment Center Screenings by Sex



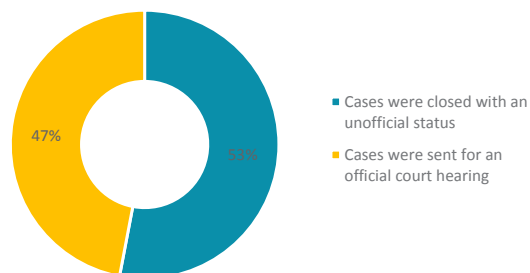
Involvement with Lucas County Children Services Board as Reported by Youth



Past Involvement in Mental Health Services

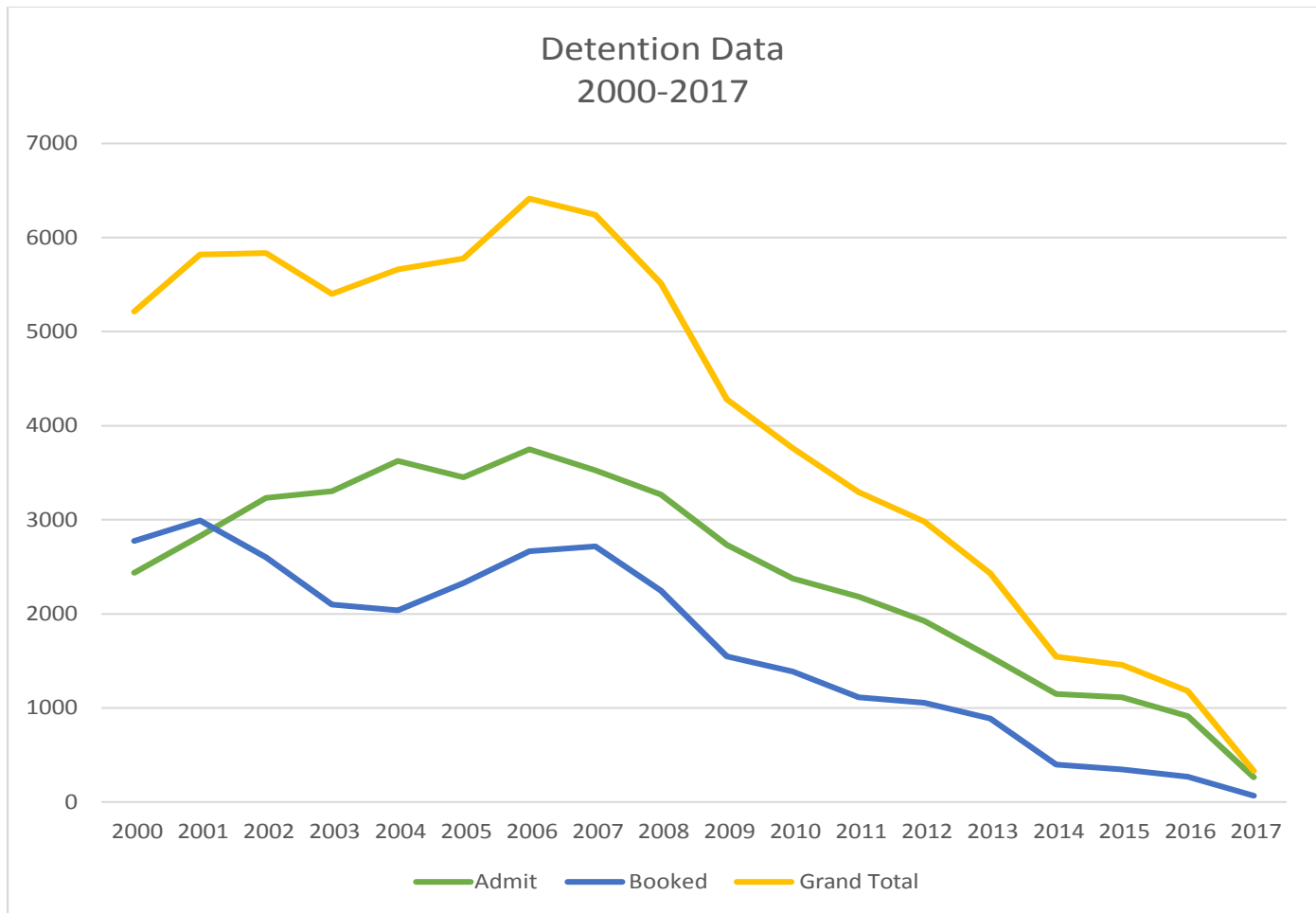


Case Handling



Lucas County Juvenile Detention Center

Dan Jones, Administrator



The Lucas County Juvenile Detention Center (JDC) provides temporary secure detention for delinquent youth until their case is disposed. As set forth in the Ohio Revised Code, JDC:

1. provides temporary, secure detention for youth who present a danger to themselves or the community or who may abscond pending the disposition of cases and
2. to coordinate social, psychological and/or psychiatric evaluations in order to assist and advise the court in dispositional recommendations; ultimately finding the right service for the right youth at the right time.

Lucas County Juvenile Court and Detention Center continues to follow the principles set forth in the Juvenile

Detention Alternatives Initiative (JDAI) framework to ensure that youth are being served in the most appropriate yet least restrictive environment. The eight core strategies in this framework include community collaboration, data driven decision making, objective admissions into secure confinement, alternatives to detention, expedited case processing, serving the needs of special populations, addressing racial and ethnic disparities, and improving conditions of confinement. More information can be found on JDAI at www.aecf.org.

In concert with protecting the community, JDC residents learn a set of skills that help them identify thinking patterns that guide feelings and behaviors with Rational Behavioral Training (RBT), where groups are facilitated three times a day.

Lucas County remains committed to continually assessing and improving juvenile justice services in all areas. Lucas County Juvenile Court provides a continuum of four (4) levels of detention services: 1) Secure detention, 2) Level 2 detention reporting center, 3) Level 3 home detention and 4) Level 4 electronic monitoring. Level 2, 3 and 4 youth are monitored by the Community Detention (CD) program. During 2016, 82% of all youth were successfully terminated from the program.

In 2016, additional visitation hours were added to secure detention to accommodate and reinforce family engagement. Visitation is now offered 7 days a week, including holidays. Furthermore, on the first Sunday of every month, JDC provides a meal for our residents to share with their loved ones during visitation. In order to improve communication and expedite the scheduling process, JDC has select staff who facilitate special visits. JDC residents who have children are afforded opportunities for safe, meaningful visits while cultivating positive, pro-social parental connections.

It is important to clarify how JDC defines admissions and bookings. A *booking* is the first step in which a youth enters secure detention intake, but remains separate from the general detention population. At this time JDC intake staff gather demographic information, complete the Risk Assessment Instrument (RAI), process the complaint and set a later court date. An *admission* is when a youth gets booked in and is admitted, joining the detention population until their court date.

As a result of the court's efforts, based upon following JDAI principles, bookings and admissions into secure detention have continued to decrease since 2000. Since 2000, detention bookings have decreased by 77% from 5,215 bookings to 1,180 in 2016, with 912 youth being admitted into secure detention. The makeup of the 912 youth were 676 males and 236 females. Out of the 912 residents, 658 were minorities, 210 were Caucasian, and 44 residents had an unidentified ethnicity. Domestic Violence once again was the leading charge for residents booked into detention, accounting for 15% of the bookings. However, with the success of the Assessment Center, Safe School Ordinance filings (SSO) have dropped 98% from 489 being booked in 2009 to 9 youth being booked in 2016. Likewise, the Average Daily Population (number of youth in JDC on an average day) decreased from 67.3 in 2009 to 26.9 in 2016, showing a decline of 60%.

The opening of the Lucas County Assessment Center

in October, 2014, resulted from two years of community planning and collaboration and has contributed to the reductions in detention bookings. After October 1, 2014, non-violent misdemeanor offenses began to be served upon arrest by non-secure assessment center staff. Cases that had previously been served in JDC such as, Safe School Ordinance, Unruly, and Domestic Violence now meet with case managers in the Assessment Center and are linked to services in the community that can immediately help meet the youth's and family's needs. Every youth who enters the Assessment Center receives the Ohio Youth Assessment System (OYAS) and Global Appraisal of Individual Needs-Short Screener (GAIN-SS). The Lucas County Assessment Center screened 948 youth in 2016.

The Lucas County Juvenile Detention Center also strives to provide the highest quality conditions of confinement. Ensuring educational needs were being met continued to be a priority. Toledo Public Schools (TPS) provides educational services in JDC. Over six hours of education are offered every weekday, year round for every youth in JDC. JDC offers a mix of on-line educational material to be completed at one's own pace as well as traditional learning classes. Youth also engage in summer school for 8 weeks. Individual G.E.D and O.G.T preparation are also provided for youth. An educational specialist helps youth transition out of detention back into the school environment, assisting with any needs throughout the process. With the aid from our Lead Teacher, out of district youth can stay on task with their course work by their educational materials being delivered to them to complete in detention. In 2016, JDC had yet another youth earn his final credits, successfully graduating from TPS.

All residents get to take part in an Art Integrated Math (A.I.M.) program five days a week, year round. All of the art projects encompass math and are facilitated by a certified art teacher with degrees in education and art therapy. Several of these art pieces are proudly displayed throughout the Lucas County Juvenile Court today.

After school hours, youth participate in psycho-educational groups conducted by the Juvenile Detention Officers that utilize Rational Behavioral Training (RBT) pro-social skills, learning how to make healthy and safe decisions. RBT also provides the fundamental basis for the cognitive based behavior management system utilized in JDC. This approach, which incorporates praise, logical consequences and dis-involvement, greatly reduces the need for seclusion.

Every youth admitted into JDC receives a pamphlet

on behavior expectations, their rights and what they can expect from staff. The youth in JDC spend their days learning in school or the common areas on the units. Youth are only confined to their rooms during sleeping hours or earned consequences, consistent with the program. In addition, the pamphlet clarifies what appropriate behavior is expected from each youth to earn positive rewards and what consequences are earned if inappropriate behavior is displayed.

JDC staff continued to work diligently in 2016 to comply with the federal Prison Rape Elimination Act (PREA). Each youth entering the facility signs for and receives a PREA informational pamphlet with all the pertinent material printed for their reading. Youth are taught multiple ways that they can report sexual abuse in the facility. The Juvenile Court website was also updated, per policy, for any interested party to file a concern about sexual abuse in a Lucas County Juvenile Court Facility: <https://www.co.lucas.oh.us/FormCenter/PREA-8/PREA-Sexual-Misconduct-Reporting-Form-43>.

Safety for both staff and youth in the facility is of the utmost importance. The Lucas Juvenile Court recognizes how imperative safety is by prioritizing equipment purchases and policy reviews, resulting in a safer environment. JDC implemented a new systematic sign-in procedure for all staff and visitors entering detention to ensure the residents are safe, as well as accounting for service providers visiting our youth. JDC continues to update the digital camera system. Coupled with additional mirrors throughout JDC to enhance eyes-on supervision, the new system offers a safer setting for all.

Ensuring the physical safety and mental health of our residents is also our responsibility and objective, and Rescue Mental Health staff are on site to work with youth on a daily basis, referred by staff or a youth request. Our current assigned Rescue licensed Independent Social Worker is trauma-trained and Eye Movement Desensitization and Reprocessing Therapy (EMDR) trained. Although crisis intervention is a significant portion of her responsibility, she has accomplished 1,938 total counseling sessions with JDC residents in 2016.

JDC residents also have access to medical care with nurses available seven days a week and a weekly physician visits. In 2016, our physician completed approximately 278 full health physicals for our residents.

JDC youth and staff significantly benefited from a renovation project that replace the gym ceiling and floor. Lucas County Juvenile Detention Center and the court look forward to building upon the successes of 2016 in 2017. JDC is committed to continuous quality improvement in its operations. JDC and staff accept the great responsibility of caring for and respecting residents while teaching those fundamentals that will encourage tools they need to make healthier, more responsible decisions once transitioned back into the community.

2016 STATS FOR RESCUE / JDC PROGRAM

Total assessments:	196
Total new encounters:	88
Total carried over:	136
Total clients seen:	337
Total clients linked to CMHC:	196
Total unlinked:	136
Total linked with MST (at some point):	21
Total diversions to Rescue:	7
Total Diagnostics to link to CMHC: (this number has been low due to various issues)	5
Total client sessions held in detention:	1,938

Community Detention

Mary Niederhauser, Community Detention Manager

The primary purpose of Community Detention (CD) is to provide a safe community-based alternative to secure detention for low to moderate risk youth awaiting trial and/or disposition or a definable event.

Community Detention consists a continuum of four detention levels:

- Level 1 is secure detention.
- Level 2 services are contracted out to the East Toledo Family Center (ETFC). When school is not in session youth attend programming from 12pm-8pm. If youth are attending school they report to ETFC from 4pm-8pm. Youth attend four hours of programming every Saturday. Coupled with ETFC services, youth are also on house arrest. ETFC staff arrive at the court Monday through Friday at noon and 4:00 pm to transport youth back to ETFC programming. Youth engage in community service work, thinking for change classes, cognitive group discussions, and positive recreational activities. ETFC also recognizes the importance of positive social interaction collaborating with many agencies in the community. Youth are also on house arrest with daily surveillance.
- Level 3 is house arrest with daily surveillance.
- Level 4 is electronic monitoring.

Community Detention Level 2 has incorporated a Positive Youth Justice (PYJ) approach into their comprehensive curriculum. The objective is to help youth acquire two foundational developmental assets, Learning/Doing and Attaching/Belonging. Deficits in these key areas impact a youth's ability to learn to lead a positive, productive adult life. Community Detention staff concentrate on organizing opportuni-

Continued on page 24.



Creativity: Birdhouses being built at East Toledo Family Center. Each bird house had a unique design created by each youth. The finished work is featured on page 24.

During 2016, 82% of all CD clients were successfully terminated from the program, while only 18% were unsuccessfully terminated from the program.

	Successful	Unsuccessful	Total
CD2	77	30	107
CD3	134	15	149
CD4	90	22	112
Total	301	67	368

ties for youth to acquire experiences in six distinct domains in the Positive Youth Justice Model: Work, Education, Health, Creativity, Community, and Relationships.

The six distinct domains in the Positive Youth Justice Model:

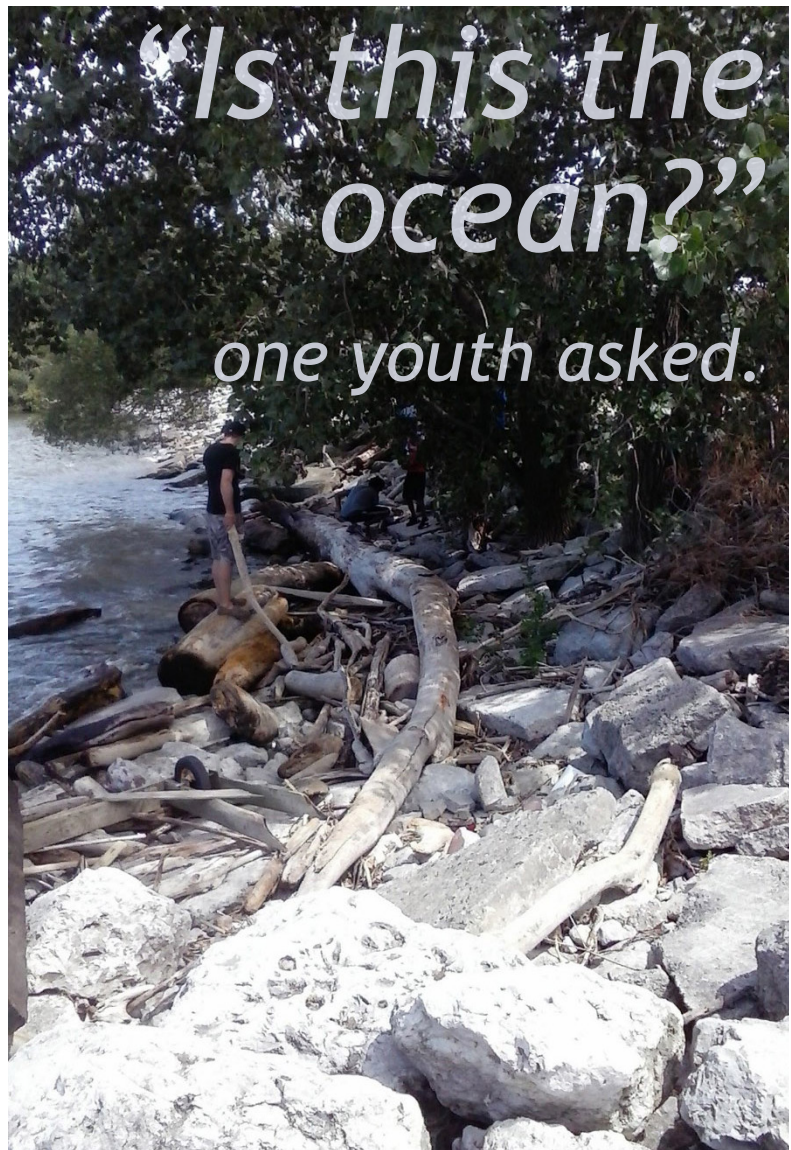
Work

Work is about many varied opportunities for training and staying focused on the task at hand. Community Detention fully incorporated a broad spectrum of activities within the Work domain of the PYJ model. Clients age 16 and over were taught the steps toward employment, from learning to fill out applications, to how to dress and prepare for a job interview, including undergoing mock interviews. At least four clients have gained employment after going through the work skill building session.

CD clients also participated in a number of community-based project experiences that gave them the opportunity to learn new tasks and skills, from planning purchases to planting flowers. The Pet Bull project taught the clients how to work with dogs, after which the youth were able to apply their skills volunteering at local dog pounds. Community Detention Clients also helped with the development of a North-end park by planting flowers and plants. Monitoring it weekly, they also volunteer to clean up at the park.

Community Detention clients learned to run the concession stand at the ETFC basketball games. The clients were in charge of all the retail aspects of the stand, including keeping track of all the profits and losses of the concession stand. There were 6 clients that continued to work the stand, volunteering their time, after they were terminated from Community Detention.

Community Detention also introduced a woodworking component into their programming, where clients were able to build their own birdhouses. This experience helped the clients learn about measurements, carpenters tools and working with their hands.



Education:

Learning is conducted inside and on location.

Here, a youth has an opportunity to visit the shoreline of Lake Erie.

Many youth have never seen the lakeshore, despite living their entire lives here in Lucas County. A grant received from the Department of Youth Services made it possible for a learning center to be set up at Community Detention for youth to work on their online schooling,

Health

Community Detention partnered with Bowling Green State University to present a nutritional component to programming. Bowling Green State University sent a student studying nutrition to teach a six week class on nutrition. After each class, he would cook a meal with the CD clients. The East Toledo Family Center also hired a Therapeutic Recreation Specialist to further help with the overall physical well-being of their clients. Community Detention implemented a new healthier monthly menu. Team Recovery also came and talked to clients about addiction and drug safety. Clients visited the Cherry Street Mission and served dinners for the homeless.

Education

A grant that Lucas County Juvenile Court received from the Department of Youth Services made it possible for a learning center to be set up at Community Detention for clients to work on their online schooling. Phoenix Academy, located in the ETFC building is for clients that need a non-traditional option for their education. CD clients have also visited historic sites in the Toledo area, such as Fort Meigs, the waterfront of Lake Erie, and many metro parks. For many youth, it was their first time ever seeing some of these sights.

Creativity

CD also partners with The Toledo Museum of Art. CD clients tour the museum weekly and are involved in different art projects ranging from drawing to glass blowing. CD clients also spent every Friday for 8 weeks painting an original mural designed by CD clients. This mural was completed in late December 2016.

Community

CD participated in many community events in 2016. Trunk or treat, adopt-a-family for holiday baskets, delivering gift baskets, Fall Festival, family fun day, Cherry Street Mission, Global youth day and working with special needs children are just a few. CD clients volunteered their time on all these projects.

Relationships

CD staff have started a creative writing program to help clients express their feelings. CD staff encourage clients to work on their relationships with parents and teachers. A self-expression class is taught to help the clients build self-confidence. The Community Detention Program also invites parents and/or guardians to attend programming at any time.



Community/Service:

BGSU art students designed a mural (below) that CD youth helped prepare and paint. Above, bags of trash were collected by CD youth.



Creativity:

Court Appointed Special Advocates (CASA)

Judith A. Leb, J.D., Director



Work: *The 2016 CASA Courage award winners were recognized by the CASA/CRB Board of Directors for their outstanding service and hard work as volunteers in the CASA program. In front from left: CASA Courage Awards Honorary Chairman, Jeffrey H. Miller, J.D.; Christine Brennan, CASA Hometown Hero and Speaker; in back, from left: Judy Leb, J.D., Lucas County CASA Director; Julie Vitale, CASA Rising Star winner; Hon. Connie F. Zimmelman, Lucas County Juvenile Court Judge; Erin O'Bryan, CASA Power-of-One winner; and Kim Fraber, LCCS Case Worker of the Year.*

Court Appointed Special Advocates (CASA) are trained citizen volunteers and attorneys serving as Guardians ad Litem (GAL) who represent the best interests of children involved in the juvenile justice system, primarily in abuse, neglect, and dependency cases. The CASA/GAL advocates investigate a child's social and emotional background and present circumstances, write a report to the Court recommending who should have custody of the child and what Court orders are needed to protect the child and help the family, and monitor the child until the child is no longer involved in the Court system.

Since 1980, the most crucial role of the CASA department has been and remains providing qualified volunteers to advocate for abused and neglected children involved in Lucas County Juvenile Court. In 2016, a total of 893 children were served by 196 CASA advocates. CASA volunteers served 50% of the abused, neglected, or dependent children in the Juvenile Court and donated nearly 19,000 hours.

After 25 years of diligent service as the Director of Lucas County CASA, Carol Martin retired on January 31, 2016. When Carol Martin began as Director, Lucas County CASA had approximately 40 CASA volunteers; today Lucas County CASA boasts nearly 200 CASA volunteers. When Lucas County CASA commenced in 1980, it was the third CASA program established in the country. Thirty-six years later (and due in large part to Carol's excellent leadership, wisdom, and vision), Lucas County CASA is a nationally respected CASA program. The list of the many awards and accomplishments given to Lucas County CASA during Carol's tenure as Director speaks volumes of her talent and the beautiful legacy she

gave to Lucas County as the Lucas County CASA Director. (See the timeline on page 29.)

Lucas County CASA is proud that 2016 is the first year in which every CASA/GAL volunteer was accompanied by a CASA staff attorney at court hearings, and that this will be an ongoing best practice for the future. To effectively advocate for the best interests of each abused, neglected, or dependent child in the Court, having an experienced attorney accompany each CASA/GAL volunteer to the hearings is paramount. It means that the CASA/GAL's questions are promptly answered, expert legal guidance is provided at each child's hearing, and witnesses may be questioned on behalf the CASA/GAL who, as a non-lawyer, is prohibited from asking questions of those testifying. Our CASA/GAL have fully and positively embraced having an attorney accompany them to the court hearings and are thankful for the excellent support and guidance it provides them.

In 2014, Attorney General Mike DeWine earmarked \$2 million to create new CASA programs in Ohio. Any money left over from that endeavor was to be made available through a grant process for expansion of existing programs. The Ohio CASA Association awarded Lucas County CASA an expansion grant enabling Lucas County CASA to hire a part-time CASA Recruitment/Retention Specialist. Through the hard work of the new CASA Recruitment/Retention Specialist hired in 2016, we exceeded our goals for serving additional children enabling us to receive a second year of expansion



Community:

The community support for the mission of CASA to serve the best interests of abused and neglected children of Lucas County was evidenced by the full house at the Pinnacle.

Department Achievements of 2016

- Lucas County CASA volunteers advocated for 893 abused, neglected, and/or dependent children in 2016. This was an increase of almost 22% (160 more children) from 2015.
- After 25 years of service as the Director of Lucas County CASA, Carol Martin retired.
- For the first time every CASA volunteer was accompanied by a CASA staff attorney during court hearings. Lucas County CASA hired a second full-time staff attorney, making this achievement possible.
- Lucas County CASA exceeded its goal to increase the number of CASA volunteers serving new children and was consequently awarded year two of grant funds from the Ohio CASA Association's Expansion Grant.
- A new CASA Recruitment/Retention Specialist and new CASA Emancipation Specialist were hired in 2016.
- A total of 39 new volunteers were trained to become CASA volunteers in 2016.

grant funding. Most importantly, the Court has agreed to sustain the grant and continue funding the CASA Recruitment/Retention Specialist position in the future.

In 2016, Lucas County CASA hired a new Emancipation Specialist whose role is to train and monitor CASA volunteers who work with those foster youth about to emancipate from foster care to independent living. Research confirms that these youth are likely to experience catastrophic setbacks in their attempts to transition out of foster care into independence. Each year teens emancipate from the child welfare system, many of whom have no family on which to rely. Their futures are often grim, with homelessness, poverty, incomplete educations, and even incarceration and pregnancy likely. The Emancipation Specialist is responsible for



Relationships:

Judge Zimmelman, presented Erin O'Bryan, CASA volunteer, the CASA Power-of-One Award celebrating her selfless dedication and tireless devotion to the children she serves.

designing training to educate CASA/GAL on how to best:

- Identify and link youth to needed services and resources;
- Educate youth to better understand the systems that make decisions about their lives;
- Teach youth how to advocate for themselves; and
- Prevent youth from aging out without a family or support system in place.

Two CASA/GAL pre-service training classes were held in 2016. A 40-hour traditional, in-person training was held in January and February. In August and September a flex-training using a mixture of online and in-class components was offered. A total of 39 new volunteers were trained and sworn-in during 2016.

Lucas County Juvenile Court

Court Appointed Special Advocate (CASA) Department

Awards and Accomplishments over the last 25 years

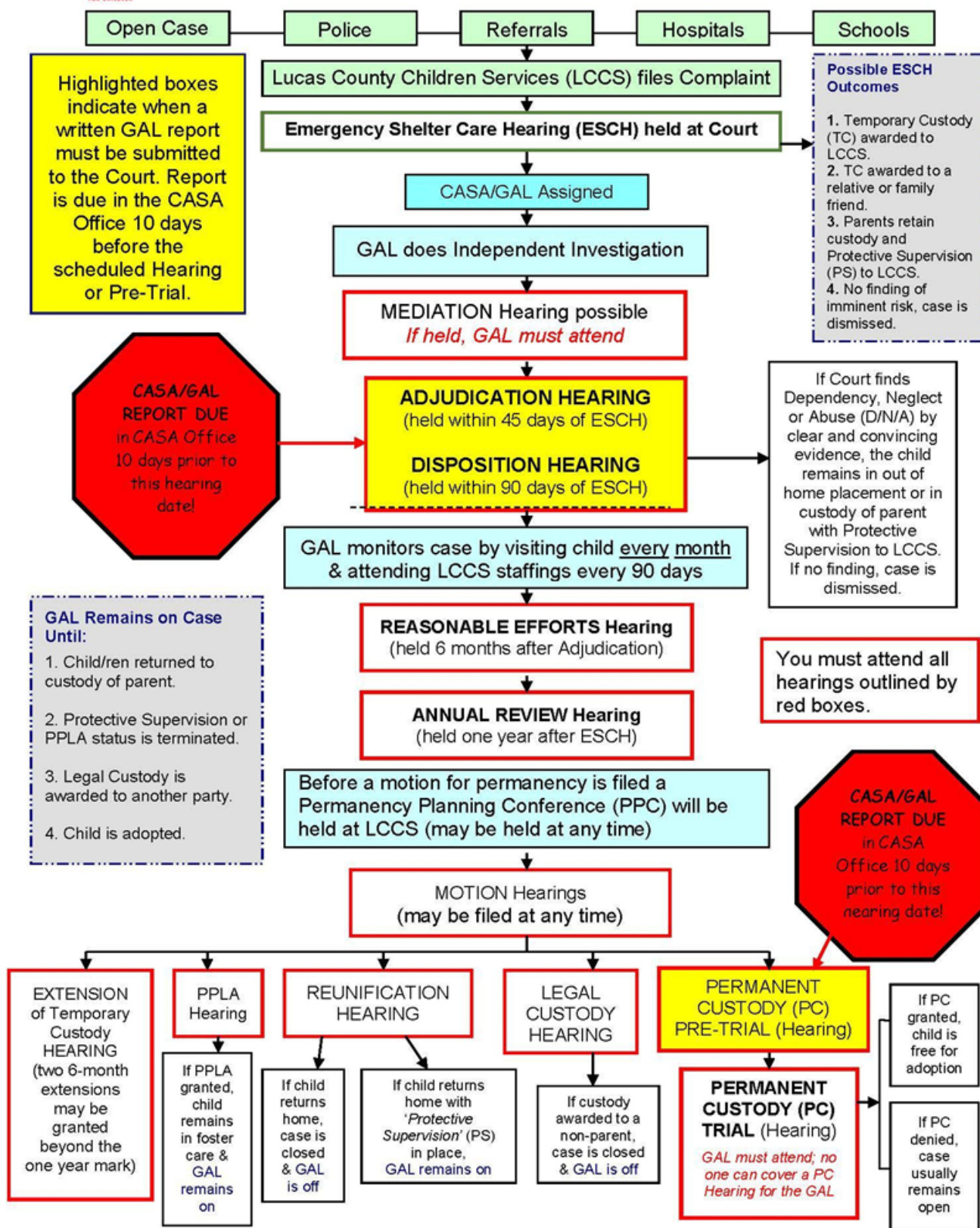
Year	Highlight
1991	<ul style="list-style-type: none"> Lucas County Juvenile Court CASA volunteer Regula Josi recognized as President George Bush's 550th "Point of Light." She was given her award by President Bush at a ceremony in October 1991.
1992	<ul style="list-style-type: none"> St. Charles and Mercy Hospital's "Woman of Mercy" Award winner, Lucas County Juvenile Court CASA volunteer, Regula Josi.
1994	<ul style="list-style-type: none"> Closure Board of the Citizens Review Board was created by Director, Carol Martin.
1995	<ul style="list-style-type: none"> Ohio CASA Association, Inc. "Child Advocate of the Year" award to Lucas County Juvenile Court CASA volunteer, Janet Veres.
1996	<ul style="list-style-type: none"> Lucas County Juvenile Court CASA volunteer Janet Veres was selected from over 37,000 CASA volunteers nationwide as The National CASA Association, Inc. Volunteer of the Year. The G.F. Bettineski Award was presented to her at the National CASA Conference in Indianapolis, IN.
1997	<ul style="list-style-type: none"> Give-A-Gift Program initiated to provide special holiday gifts for CASA foster children. Co-sponsored with the Girl Friend Connection of the United Jewish Federation.
2000	<ul style="list-style-type: none"> "Acts of Caring Award" presented in Washington D.C. by the National Association of Counties (NACO). Lucas County Juvenile Court CASA program was one of only 20 programs selected nationwide and the only program in Ohio. The Acts of Caring Award is awarded for outstanding achievement in improving a county's quality of life. Selected as a charity recipient by the Cousino Restaurant's Charitable Foundation, Inc. City of Toledo Volunteer Family of the Year Award presented to Mother/Daughter Lucas County Juvenile Court CASA volunteer team Sharon Sullivan and Evelyn Fralick.
2002	<ul style="list-style-type: none"> A Certificate of Recognition for Ohio CASA Certification was presented to CASA by Attorney General Betty Montgomery for exceeding both Ohio and National CASA Standards of Compliance. The Association for Women In Communication Crystal Award of Excellence for the CASA Billboard campaign. Selected as a charity recipient by the Cousino Restaurant's Charitable Foundation, Inc.
2003	<ul style="list-style-type: none"> The Ohio CASA/GAL Association, Inc. "Rising Star" Award to Lucas County Juvenile Court CASA volunteer Pat Walter at its 9th Annual Conference in Columbus, Ohio. Toledo Mayor Jack Ford honors Lucas County Juvenile Court CASA volunteer, Pat Walter, at a ceremony in his office citing her contributions to the community's abused and neglected children.
2004	<ul style="list-style-type: none"> Lucas County Juvenile Court CASA volunteer, Jean Cook, was selected as the Ohio CASA Pro Star Child Advocate of the Year. This is the highest honor awarded by The Ohio CASA/GAL Association, Inc. to one CASA volunteer in the state of Ohio for outstanding service and excellence in advocacy.
2005	<ul style="list-style-type: none"> Advocates for Basic Legal Equality, Inc. (ABLE), Legal Aid of Western Ohio, Inc. and the Toledo Bar Association awarded the Lucas County CASA department the 2005 Access to Justice Awards - Community Advocacy Award for outstanding service and advocacy of behalf of disadvantaged persons. The award was presented at the 2005 Access to Justice Awards Dinner in April. The Ohio Attorney General, Jim Petro, awarded the Lucas County CASA/GAL department its 2005 Promising Practice Award for Lucas County CASA's Education Initiative. The honor was presented to CASA/CRB director Carol Martin and CASA/CRB educational specialist Judy Leb at The Attorney General's 2005 Conference on Victim Assistance in Columbus (May).

2005	<ul style="list-style-type: none"> Commissioner Tina Skeldon Wozniak awarded the Child Abuse Leadership Award, presented by the Family and Child Abuse Prevention Center and the Lucas County Child Abuse Task Force for “outstanding contributions and impact on child abuse awareness, response, and prevention,” to the Lucas County Juvenile Court CASA department. In September, Lucas County Juvenile Court CASA/GAL Volunteer Kevin Brock was awarded the Ohio CASA Association’s Rising Star Volunteer Award at its 11th Annual “Celebrate Kids” statewide conference in Columbus, Ohio. Auto Dealers United For Kids selected the Lucas County CASA/GAL department as a 2005 The Cars are the Stars II charity recipient for excellence in serving our community’s children. The CASA/GAL department celebrated its 25th year of service to the abused and neglected children of Lucas County. Proclamations honoring the event were made by the Lucas County Commissioners, the Ohio Senate, the Ohio House of Representatives and the Office of the Mayor Jack Ford.
2006	<ul style="list-style-type: none"> Picture This Project initiated to include foster child’s photo on CASA reports to the Court to remind the judiciary and all parties that the best interests of the children should be the focus of the court proceedings. Partially funded by a Target Community Grant. Judy Leb appointed as Education Specialist, to address school advocacy needs and educational needs of youth in foster care. First CASA Art Show at Space 237 Gallery to highlight youth art Birthday Buddies Program initiated to provide special birthday gifts for CASA foster youth on their birthdays. Co-Sponsored with the Girl Friend Connection of the United Jewish Federation.
2007	<ul style="list-style-type: none"> Ohio League of Women Voters Juvenile Justice Award to Lucas County Juvenile Court CASA volunteers Jean Cook and Ruth Trznadel for outstanding advocacy to CASA foster youth. Selected as charity recipient for Jamie Farr Owens Corning Golf Classic.
2008	<ul style="list-style-type: none"> Videotaped Pre-Service CASA/GAL Training. Funded by grant from Zion Lutheran Church, Waterville, OH.
2009	<ul style="list-style-type: none"> CASA Art Club begins to facilitate communication and self-expression between CASA foster youth and CASA/GAL. Funded by The George H. Lincks Foundation. CRB Celebrates 30th Anniversary at Outback Steak House Toledo Community Foundation Grant for Post Emancipation Project
2010	<ul style="list-style-type: none"> Toledo Community Foundation Grant for Post Emancipation Project (James Halapleus Fund) \$20,000 Toledo Community Foundation (Dick and Fran Anderson Community Support Fund) Grant for Minority Recruitment Specialist - \$5000 Anita Levin, CASA Staff Attorney and Associate Director, receives Outstanding Public Service Supervisor Award from University of Toledo, College of Law, April 1, 2010 CASA Celebrates 30th Anniversary at Toledo Club 4/22/10 Carol Martin receives recognition in Toledo Blade Article for Outstanding Director, Blade article dated July 4, 2010
2011	<ul style="list-style-type: none"> Maria Gonzalez, Lucas County Juvenile Court CASA Volunteer selected as Ohio CASA/GAL Association Pro Star Volunteer of the Year (Ohio CASA’s top honor) September 24, 2011 William Lucas II, Lucas County CASA/CRB Volunteer Association Board Member, selected for the African American Legacy Project’s “Emerging Leader” Award – October 14, 2011
2012	<ul style="list-style-type: none"> ‘Finalist’ for Toledo Community Foundation’s Nonprofit Innovation & Excellence Award 2012 awarded to the CASA/CRB Volunteer Association, Inc. September 27, 2012. The Ohio CASA/GAL Association, Inc. 2012 “Rising Star” Award to Lucas County Juvenile Court CASA volunteer Kevin McDermott at its 18th Annual Conference in Columbus, Ohio (September 27-28)

2013	<ul style="list-style-type: none"> Selected as charity recipient for Marathon Oil Golf Classic Lucas County Juvenile Court CASA volunteer Donald Darnell honored as the Ohio CASA Pro Star CASA Volunteer of the Year CASA Training Coordinator Judith Leb appointed by Ohio Governor Kasich to serve on the Ohio Children's Trust Fund Board Toledo Blade columnist, Keith Burris, wrote an article citing the exemplary work performed by CASA volunteers. CASA Director Carol Martin selected to serve on the National CASA New Curriculum Committee
2014	<ul style="list-style-type: none"> Lucas County Juvenile Court CASA volunteer Phyllis Morton selected as a Jefferson Award winner and finalist. Her nomination was sent to Washington, D.C. for consideration as the national Jefferson Award winner. Lucas County Juvenile Court CASA volunteer Terri Town was honored as the Ohio CASA Pro Star Volunteer of the Year at the Ohio CASA Conference
2015	<ul style="list-style-type: none"> Lucas County Juvenile Court CASA volunteer Marlene Cervenec was honored as the Ohio CASA Pro Star Volunteer of the Year at the Ohio CASA Conference Lucas County Juvenile Court CASA program chosen as a recipient of the Ohio Attorney General's Expansion Grant
2016	<ul style="list-style-type: none"> Auto Dealers United For Kids selected the Lucas County CASA/GAL department as a 2016 The Cars are the Stars II charity recipient for excellence in serving our community's children. A professional video about CASA prepared by Allied Media was shown at the Toledo Car Show. Lucas County Juvenile Court CASA program exceeded expansion grant goals to receive additional funding as a recipient of the Ohio Attorney General's Expansion Grant



Lucas County Juvenile Court Civil (D/N/A) Case Flowchart



H:\Flowcharts\2016 Flow Chart filled for manual.doc

Citizen Review Board (CRB)

Judith A. Leb, J.D., Director

The Citizens Review Board (CRB) is comprised of volunteers who review the status of children in the care or custody of a public agency, as required by law. CRB reviewers determine that a plan for a permanent, nurturing environment exists, and that Lucas County Children Services (LCCS) is working toward achieving that plan. CRB members are professionals experienced in working with children. They receive training regarding state statutes governing child welfare and LCCS policies and procedures.

In 2016 the Citizen Review Boards included 22 volunteers, all of whom have professional experience with children, as required by Ohio law. Board members meet twice monthly to review case plans of every abused, neglected and/or dependent child in the juvenile justice system. The CRB must approve the case plan or make arrangements to review the case more formally. The CRB has the ability to call for caseworker and/or guardian ad litem (GAL) appearances before the CRB if a case plan or case plan issue is unclear.

CRB has developed and maintains an excellent professional relationship with LCCS caseworkers and supervisors. LCCS diligently answers CRB inquiries in a timely manner and because of this, only one Caseworker/GAL appearance was required in a case in which the CRB was concerned about the children's safety in the home. The CRB reviewed case plans for other cases in which they had concerns for the children and consequently did not initially approve the case plans. However, because of the excellent responsiveness of LCCS to questions and concerns raised by the CRB all issues were resolved enabling the case plans to be approved.

The Ohio Revised Code mandates what is required of a Citizen Review Board. The Lucas County Citizen Review Board is in complete compliance with those stipulations, adhering to Code requirements and timelines. The all-volunteer CRB Boards are extremely proud of their professionalism and the role they play in seeing an abused, neglected and/or dependent child to a safe, permanent home.



Community:

The CRB depends on the support of community volunteers like Carolyn Wagner, CASA volunteer; and Evelyn Fralick, CRB; here pictured with Colleen Schoonmaker, CASA Training Coordinator at CASA's Holiday reception.

CRB Achievements in 2016

- CRB reviewed 2,368 LCCS case plans in 2016. All case plans were reviewed timely per the Ohio Revised Code timelines.
- CRB continues to have a positive, collaborative relationship with Lucas County Children Services staff, resulting in 100% caseworker compliance with request for information.

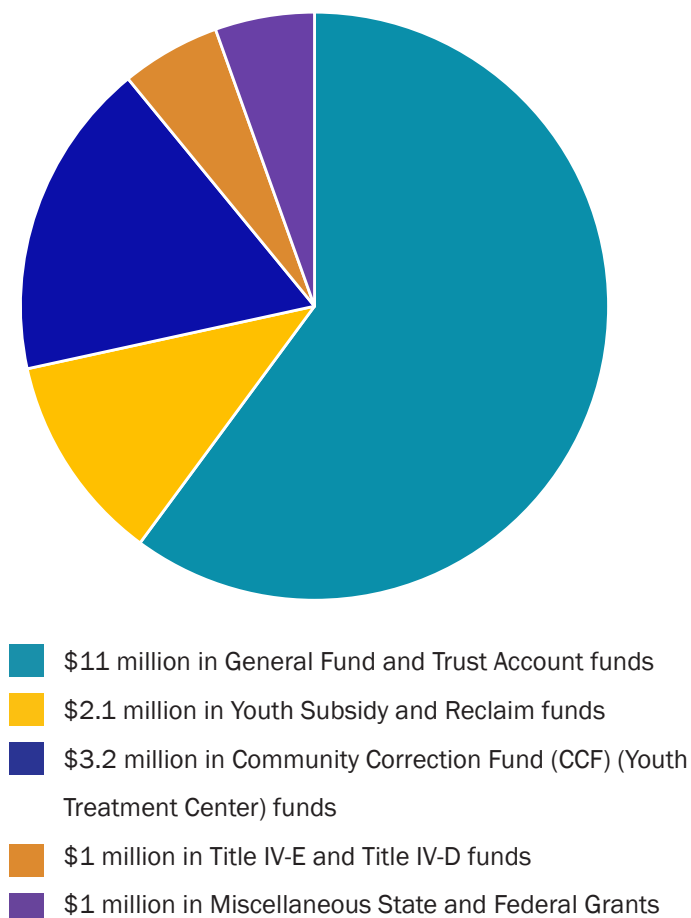
Juvenile Court Business Office

Amy Matuszewski, Finance Manager

The purpose of the Fiscal Department of the Juvenile Court is to oversee all fiscal transactions for the Juvenile Court, Juvenile Detention Center and the Youth Treatment Center. The Fiscal Department is responsible for the following: the preparation of all division budgets; payroll management; disbursements of all collected fees and court costs; development and/or maintenance of all financial contracts, reports, and records; coordination of attorney appointments

and reimbursement of their fees; fiscal management of all state and federal grants; purchasing and procurement of supplies and equipment; and coordinating with the County Facilities Department to maintain building maintenance and custodial services.

The Fiscal Department Managed over \$18 million in funding for the Juvenile Court, the Juvenile Detention Center and the Youth Treatment Center



Fiscal - Business Office 2016 Achievements

- Disbursement of the fine and court costs collected by the Clerk's Office.
- Processed payments to our providers and vendors in a quick and efficient manner.
- Assisted in the preparation and submission of several state and federal grant applications.
- Reviewed and updated the Salary Classification Scale and Organizational Chart due to restructuring of the Juvenile Court.
- Passed several Audits and Monitoring visits by local and state agencies from which the Juvenile Court receives funding.
- Continued coordination with Lucas County Facilities and Sheriff's Office in updating the Juvenile Court's physical appearance and security with the purchase of new paint, carpet, and security equipment.

JUVENILE COURT & DETENTION EXPENSES		
LINE ITEM ACCOUNT	JUVENILE	DETENTION
SALARIES (ELECTED OFFICIALS)	\$ 27,923.28	\$ -
SALARIES (EMPLOYEES)	\$ 5,280,148.21	\$ 2,600,768.66
TOTAL SALARY ACCOUNT	\$ 5,308,071.49	\$ 2,600,768.66
OPERS	\$ 707,863.04	\$ 344,967.69
FICA	\$ 75,741.51	\$ 35,918.89
CONTRACT SERVICES	\$ 85,002.79	\$ 363,555.06
CONTRACT REPAIRS	\$ 65,566.62	\$ 32,948.00
PROFESSIONAL SERVICES (MEDICAL)	\$ -	\$ 8,493.17
VISITING JUDGES EXPENSES	\$ 1,232.65	\$ -
VISITING JUDGES PER DIEM	\$ 1,393.00	\$ -
TRANSCRIPTS	\$ 24,290.00	\$ -
WITNESS FEES	\$ 5,847.00	\$ -
GASOLINE	\$ 5,865.79	\$ -
SUPPLIES	\$ 114,012.77	\$ 50,079.85
MEDICAL SUPPLIES	\$ -	\$ 9,016.50
DRUG TESTING	\$ 36,503.20	\$ -
POSTAGE	\$ 79,480.71	\$ 22.95
ADVERTISING / PRINTING	\$ 3,599.88	\$ -
MOTOR VEHICLES	\$ -	\$ -
COPYING	\$ 6,415.61	\$ 1,588.12
EMERGENCY TRANSPORTATION	\$ 245.80	\$ -
TELECOMMUNICATIONS	\$ 69,190.50	\$ 14,407.33
TRAINING	\$ 56,731.70	\$ 4,350.56
MEMBERSHIP DUES & SUBSCRIPTIONS	\$ 6,947.55	\$ -
MISCELLANEOUS	\$ 95.00	\$ -
EQUIPMENT	\$ 175,939.53	\$ 54,728.06
TOTAL OTHER EXPENSES	\$ 1,521,964.65	\$ 920,076.18
TOTAL BUDGET EXPENSES	\$ 6,830,036.14	\$ 3,520,844.84

DESCRIPTION OF CONTRACT AND STATE REIMBURSEMENTS	
TITLE IV-D PROGRAM COST CENTER REIMBURSEMENT	\$ 462,629.79
TITLE IV-E PLACEMENT REIMBURSEMENT	\$ 123,124.12
TITLE IV-E ADMINISTRATIVE REIMBURSEMENT	\$ 457,381.01
NATIONAL SCHOOL LUNCH/BREAKFAST/SNACK PROGRAM	\$ 107,367.05
TOTAL CONTRACT & STATE REIMBURSEMENT	\$ 1,150,501.97

DESCRIPTION OF COURT COSTS, FINES AND FEES COLLECTED		
FINES AND COURT COSTS	\$	100,174.26
STATE REPARATION PAID	\$	43,260.65
TRAFFIC LAW LIBRARY	\$	3,474.39
TRAFFIC CTY. HIGHWAY	\$	2,201.45
SHERIFF FEES	\$	659.50
RESTITUTION CASH PAYMENTS	\$	6,713.64
LEGAL RESEARCH FEES	\$	5,271.00
COMPUTER AUTOMATION FEES	\$	17,567.20
GENETIC TESTING (BLOOD TESTING FEES)	\$	-
HOMESTUDYS (CUSTODY INVESTIGATIONS)	\$	-
MISCELLANEOUS REVENUE	\$	-
TOWNSHIP FEES	\$	295.00
JUVENILE COURT - MICROFILMING FEES	\$	8,070.00
JUVENILE COURT - POSTAGE FEES	\$	4,040.00
JUVENILE COURT - MEDIATION SERVICES FEES	\$	28,804.00
JUVENILE COURT - MEDIATION COURT COST FEES	\$	20,857.00
JUVENILE COURT - SPECIAL PROJECTS FEES	\$	19,899.90
TOTAL COURT COSTS / FINES / FEES	\$	261,287.99

DESCRIPTION OF OTHER REVENUE		
JUVENILE ASSISTANCE TRUST INTEREST & DEPOSITS	\$	17,569.79
OHIO INDIGENT DRIVER ALCOHOL DRUG TREATMENT	\$	32,483.29
INDIGENT DRIVER ALCOHOL DRUG TREATMENT	\$	174.49
TOTAL OTHER REVENUE	\$	50,227.57

DESCRIPTION OF GRANT & SUBSIDY FUNDS RECEIVED		
DEPARTMENT OF YOUTH SERVICES RECLAIM OHIO	\$	754,572.17
DEPARTMENT OF YOUTH SERVICES 510 FUNDS	\$	595,710.00
DEPARTMENT OF YOUTH SERVICES TARGETED RECLAIM	\$	544,725.00
DEPARTMENT OF YOUTH SERVICES COMPETITIVE RECLAIM	\$	50,000.00
DEPARTMENT OF YOUTH SERVICES DETENTION ALTERNATIVES	\$	162,737.74
DEPARTMENT OF YOUTH SERVICES 403 FUNDS (YTC)	\$	3,214,265.35
CASA (VOCA)	\$	77,366.19
CASA (SVAA)	\$	2,192.75
CASA OHIO EXPANSION	\$	12,840.00
OJJDP JTC RECLAIMING FUTURES	\$	218,105.82
SCA - RE-ENTRY PROJECT	\$	17,364.23
VAWA - FAMILY VIOLENCE INTERVENTION	\$	13,334.71
OMHAS FAMILY DRUG COURT	\$	48,778.49
AECF JDAI DEEP END/PROBATION REFORMATION	\$	109,968.89
WSOS - FACE FORWARD	\$	75,489.92
OMHAS - SPECIALTY DOCKET	\$	87,429.00
JFS TRUANCY MEDIATION	\$	208,130.44
TITLE I TPS TRUANCY MEDIATION	\$	4,200.00
JFS ACCESS & VISITATION	\$	33,386.38
SUPREME COURT - COURT INNOVATION - HEALTHY BABIES	\$	75,000.00
TOTAL GRANT & SUBSIDY FUNDS RECEIVED	\$	6,305,597.08

Human Resources Department

Diana Miller, Human Resources Director

The Human Resources Department is committed to being a strategic, proactive partner of the Court. Human Resources acts as a liaison between employees and management, monitors compliance with employment laws and manages the Court's human resources to ensure Court goals and objectives are met. The primary mission of the Human Resources Department is to design and implement legally sound HR policies that will support Court goals and fulfill workforce needs as conditions change.

Core Human Resources responsibilities include:

Design and delivery of Human Resources programs, practices and processes that meet the needs of the Court and its employees.

Support line supervisor efforts to achieve Court goals through effective management of employees.

Contribute to organizational development and strategic planning through developing Human Resources practices that enhance overall efficiency and competency.



Health: The Juvenile Court was the site of a full day of A.L.I.C.E. training in September, preparing all staff against violence in the workplace.



Work: Participation in job fairs is important to let college students know what a government service career has to offer, and how best to prepare. Court staff had two tables at the University of Toledo. From left; Judy Leb, CASA Director; Jim Sworden, Assessment Center Director; and Diana Miller, Human Resources Director.

2016 Hiring and Staffing Related Statistics

Statistics for hiring and staffing related concerns for the year 2016 are as follows:

- 2 Positions within the Court were reviewed and reclassified
- 17 Court staff were promoted or participated in a lateral move within the Court itself
- 29 New hires from outside the Court
 - Turnover for the year 2016 was 18 positions with 4 retirements, 11 resignations, and 3 terminations
 - Received and processed over 1200 employment applications
 - Trained all staff on Work Place Violence/ ALICE Training
 - In 2017 Human Resources will focus on the continued training needs of all departments within the Juvenile Court. We will be creating a new staff orientation program for all new hires of Juvenile Court.

Jennifer Burton, Training Coordinator

A Training Coordinator was hired in 2016 and began work on many exciting projects. Some of the goals for this position are:

1. Develop a new employee orientation training. This will allow all employees to have the same experience and building training on the happenings inside the court.
2. Develop a training calendar for our court employees offering in-house trainings and to provide a connection to the other Lucas County trainings.
3. Monitor staff training hours to ensure all staff are up to date on Mandatory and the latest information on Juvenile Justice.

This year, the Training Coordinator was trained as a Trainer to provide Trauma Training and Ohio Youth Assessment System Training to staff, in house.

To close out the year, a Staff Training and Recognition Day was held. Over 120 staff attended to learn about Procedural Justice and hear from an inspiring community member and author, Diana Patton.



Health:

Motivational speaker, Diana Patton, here with Judge Denise Navarre Cubbon, addressed self-care, and personal empowerment at the 3rd Annual Staff Training and Recognition Day event held Thanksgiving week.



Relationships:

Probation officers gather at the Staff Training and Recognition day. From left: John Hicklin; Andre Smith; Duane Welch; and David Gant.

Legal Department

Said M. Orra, General Counsel

Joshua D. Draughon, Staff Attorney

The Court's General Counsel drafts and negotiates contracts for services from community providers and placement agencies and also maintains knowledge of relevant rules, legislation, and case law to manage implementation of changes in the law. Additional highlights include responding to records requests from the public and the media for information and access to Court records, handling public complaints, working with Human Resources concerning employment law issues and investigations, advising Court administration and departments, coordinating with Magistrates on the resolution of matters before the Court, and providing research and writing support for the Juvenile Court Judges.

The Court's Staff Attorney primarily researches and drafts judgment entries for the Juvenile Court Judges. Additionally, the Staff Attorney provides assistance to the General Counsel with special projects and contract drafting and editing. The Staff Attorney also performs research and writing support for the Juvenile Court Judges.

Members of the Legal Department also perform in various leadership roles by serving on or chairing committees within the Court and providing training/education for Court staff and for judicial officers.

Magistrates

Nedal Adya	Pam Manning
Sue Cairl	Laura Restivo
William Hutcheson	Brenda Rutledge
Robert Jones	Linda Sorah

Legal Department Achievements of 2016

- Drafted and negotiated contracts, memoranda of understanding, and other agreements for services for youth/families, implementation of court programs, and funding requirements.
- Drafted over 209 judgment entries for the Juvenile Court Judges' rulings on objections and motions.
- Continual revision and simplification of procedures and forms for *pro se* litigants.
- Continual revision and simplification of judgment entry and decision language.
- Continual revision and implementation of the records retention schedule for the Court and its departments.
- Ongoing regular meetings with Lucas County Children Services and the Lucas County Child Support Enforcement Agency regarding procedures and processing of cases.
- Review and revision of sealing and expungement procedures.
- Review and revision of public records requests procedures.
- Revisions of Local Rules that established Duties Magistrates, established a presumption that children will not be restrained in the courtroom unless necessary, and the creation and coordination of an emergency hearing request procedure for *pro se* litigants.
- Coordination and contractual support provided for Medical Clinic for the Juvenile Detention Center and Youth Treatment Center.

Probation Department

Demecia Wilson, Probation Administrator

The Lucas County Juvenile Probation Department continued its efforts throughout 2016 to ensure that youth under Probation supervision receive services that are strength-based, individualized, and fair using the Balanced And Restorative Justice (BARJ) approach; taking into account that probation services should be rendered to the right youth at the right time. In doing so, we remain committed to building on our core principles, and to setting new goals and objectives to promote equity, inclusion, respect, collaboration, public safety, support, and success. In an effort to serve youth within the community, the Lucas County Juvenile Probation Department works diligently to partner with community stakeholders to provide quality services to youth and families while maintaining our position of applying best practices and evidence-based programming to reduce delinquency, improve outcomes, and enhance community safety.

2016 was devoted to launching the implementation effort to transform juvenile probation services. This process brought the court's 2015-2016 work plan to fruition,

The work plan sharpened the focus of probation toward youth presenting high risk and delinquent behaviors, promoting continuity of care, developing new protocols and procedures, while continuing to put into practice the probation reform initiatives. Criteria were developed to determine which youth should receive probation services. In 2016, the number of youth ordered to probation decreased due to the development of Misdemeanor services. The probation department began serving high risk felony adjudicated youth. Low level, low risk youth adjudicated on misdemeanor charges were diverted to Misdemeanor Services.

The Probation Department Accomplishments for 2016

1. A new departmental structure was created which included moving the Assessment Center staff and the Family Violence Intervention Services staff to the probation department
2. Three positions were reassigned
 - a. One Probation Intake Officer became the new Training Coordinator while another Probation Intake Officer was assigned to Misdemeanor Services



Work: *Marcus Kelly, Misdemeanor Services Manager, joined Toledo police officers, and Lucas County sheriffs on the basketball court.*

- b. One Probation Officer was appointed to Misdemeanor Services as a Case Officer
3. Kineka Wallace was appointed as the new Quality Assurance Manager, responsible for:
 - a. Revision of the OYAS assessment reports, OYAS training refreshers, and performance measures.
 - b. The implementation of Quality Assurance measures in regards to service delivery and customer satisfaction.
 - c. Design and implementation of a grievance procedure for families involved with probation services.
4. Lisa Demko was appointed as the Lucas County Children's Services Liaison/Resource Staffing Manager, responsible for:
 - a. Revision of the Crossover Manual which was completed with the Crossover Team.
 - b. Restructuring of the Resource Staffing meetings, which included the gathering of data to help drive decisions and inform the work that is being done.
5. Reform work continued within the probation department, specifically in the areas of; creating strategic reforms to probation practices that combine the principles of Balanced and Restorative Justice, and Positive Youth Justice, development of practices driven by risk, needs, and responsivity to keeping the community safe, and creating a criteria to guide the decision process about which youth should stay on probation, their length of stay, and for what reason.

Continued on page 42.



Health:

Lucas County Juvenile Court's Basketball Camp held during Winter Break was a great success.

	SUCCESSFULLY	UNSUCCESSFULLY	
Youth Terminated	146	68	214
No New Charges	105	109	

COURT ORDERS	ORDERED	SUCCESSFUL	UNSUCCESSFUL
No contact with victim	158	152	6
Write Letter of Apology	58	49	9
Community Service Hours	112	80	32

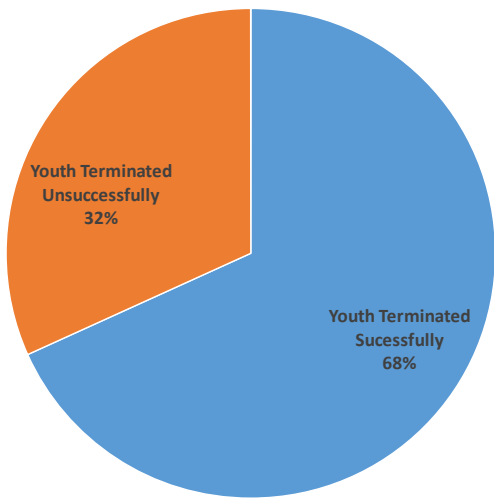


Community:

The staff who worked to bring together the Juvenile Court's 1st Annual Basketball Camp represented: Juvenile Court staff, Toledo Police officers, Lucas County Sheriff's Deputies, Youth Advocate Program staff and mentors (Y.A.P.), and family volunteers.

6. Implementation of the Structured Decision Making process began to help drive dispositional decisions. This process involves how decisions are made, at the point of disposition, in regards to who should receive probation services.
7. Work to divert low-risk and low-level offenses from probation began by referring youth adjudicated on misdemeanor charges to Misdemeanor Services instead of formal probation.
8. A new Restorative Justice Coordinator position was created. The Restorative Justice Coordinator and the JDAI Director became trained as Peace Circle Keepers.
9. Work on developing the Restorative Justice approach to victim reparation began. The Restorative Justice Coordinator began developing a framework to include specific areas (community service work, Peace Circles, etc.) to address repairing harm caused and supporting victims.
10. The Probation Department and the Assessment Center participated in an all-day training that included sessions on the following topics: Writing Effective OYAS Reports, Courtroom Etiquette, Positive Youth Development, EP-ICS/Motivational Interviewing, Juvenile Detention Alternatives Initiative Framework, GAIN, and Resource Staffing.
11. The Probation Department began the new Probation Case Flow Intake process. Probation Officers are now providing services to youth and families from the beginning of probation until the end of services. Probation Officers are completing their own intake reports, case plans, OYAS assessments, GAIN screeners, and linking youth to appropriate services. This provides an opportunity for the child and family to work with one person from the beginning of the court process until final completion of services. Continuity of care is the primary goal.
12. The Family Navigator process began where families could receive guidance navigating through the system, have a voice in the court process, and have an advocate working for them. This service is available, free of charge, to all youth and parents that are involved with the court on any delinquency matter.
13. James Bell, a nationally known civil rights activist, visited the Lucas County Court and our community to discuss racial and ethnic disparities, disproportionate minority contact within the justice system, community engagement and involvement, and juvenile justice reform.
14. The Juvenile Detention Alternatives Conference in Columbus, Ohio offered an opportunity for probation staff to learn more about the reform initiatives, participate in discussions of race, equity, and inclusion as it relates to youth that are being supervised on probation, and engage in discussions about probation transformation.
15. Continued work on performance measures as it relates to probation practices.

214 Youth Terminated from Probation in 2016



16. Probation Officers continued to sharpen their skills in a Motivational Interviewing training through booster sessions as a part of their on-going training and development
17. The Assessment Center, Probation Department, and the Youth Treatment Center, along with volunteers from the police and sheriff’s department, as well as the Youth Advocate Program participated in a Positive Youth Development Basketball Tournament event in December. This event brought together approximately twenty youth who learned the fundamentals of basketball, actively engaged in a structured sport, and developed new relationships with court staff and community volunteers.

The Lucas County Juvenile Probation Department also remains committed to providing the following services to youth and families:

- CITE Work Program
- Community Advisory Board
- Community Control/Detention
- Community Treatment Center/
Reentry Treatment Center
- Crossover Implementation Process
- Functional Family Therapy (FFT)
- Juvenile Treatment Court Program/
Reclaiming Futures
- Multisystemic Therapy (MST)
- Juvenile Sex Offenders Community-Based
Treatment Program (JSOT)
- Family Violence Intervention Services

Probation Officers continue to receive training in the following areas:

Trainings & Staff Development

- Effective Practices In Community Supervision (EPICS)
- Motivational Interviewing
- Positive Youth Development/Positive Youth Justice
- Trauma-Informed Care
- Probation Department Development
 - Strength-Based Case Management
 - Balance and Restorative Justice Model
 - Effective Case Planning
- Race, Equity, and Inclusion

Community Treatment Center Program (CTC)

Cheryl Bath, Community Treatment Center Manager

Community Treatment Center Program (CTC) began in October of 2013. This program has been implemented through the Ohio Department of Youth Services Targeted Reclaim Fund Initiative to intervene in a youth's delinquent behavior without removing a youth from home.

Eligible youth have been found delinquent for felony 3, felony 4, or felony 5 offenses, score moderate or high on the court's risk assessment tool, have not experienced success through other community-based programming, and are in need of interventions that target pro-criminal attitudes, values, and beliefs. The Court contracts with the Youth Advocate Program to provide a highly structured and non-residential program that focuses on Cognitive Behavioral Interventions (CBI), such as Pathways to self-discovery, skill streaming and EPICS (Effective Practice in Community Supervision) Model of probation supervision.

Youth report to CTC five days a week and receive approximately 100 hours of treatment targeting criminogenic risks and needs. Parents and guardians meet bi-weekly and are educated on the skills youth are learning and to address any issues or concerns they may have. Youth are also provided a wide variety of pro-social community activities, including but not limited to: recreation time, tending a community garden, Mud Hens and Walleye games, visiting museums and colleges. The youth also have the opportunity to complete community services hours.

Through ongoing consultation, the University of Cincinnati monitors program effectiveness in addressing criminogenic needs as designed by the model, providing ongoing oversight of groups and coaching of CTC staff.

Youth are held accountable through the court's Graduated Responses process, which include but not limited to family accountability, review hearings, violation being filed, use of community detention (house arrest) and detention.

Accomplishments for 2016:

- Parent Group engagement has increased to approximately 90%.
- Programming Structure changed to address individual needs by providing one-on-one time with staff as well as communication follow ups with youth outside of programming time.
- Implemented 15 hours of Community Service work as part programming.

Goals for 2017:

- Implement educational support for youth at CTC.
- Train all CTC staff in Aggression Replacement Therapy Training (ART) - which covers Anger Control, Moral Reasoning and Advance Practice/Skill Steaming and implement into CTC daily structured curriculum.
- Provide ongoing Cognitive Behavioral Intervention Training (CBI) for all staff CTC staff yearly.
- Implement strategies to build victim empathy and awareness with programming.
- Research and develop curriculum focused on gun violence prevention and intervention.

YOUTH AND FAMILIES SERVED: 24			
OYAS Risk Level at placement:	High	Moderate	Low
	5	15	4

RACE/ETHNICITY:				
	Black	White	Latino	Other/Biracial
	21	3	0	0

GENDER		
	Male	Female
	24	0

TERMINATIONS			
Total Terminations	Successful	Unsuccessful	Other
14	8	4	2

Psychology Department

Liza Halloran, PhD, Court Psychologist

The Psychology Department at the Lucas County Juvenile Justice Center serves youth who currently: 1) have court involvement or are on probation, 2) are in the Juvenile Detention Center, and 3) are at the Youth Treatment Center (YTC). The Court Psychologist is responsible for conducting comprehensive evaluations on youth who have been referred by Judges, Magistrates, Probation Officers, or YTC staff. The evaluations are used to assist with judicial decision-making and treatment planning. Furthermore, the Court Psychologist is involved in consultations and planning meetings about youth and provides expertise to the Court on a multitude of psychological issues including: child and adolescent development, psychiatric symptoms and diagnoses, the impact of trauma, educational/learning issues, and therapeutic approaches to youth.

The Court Psychologist is licensed by the Ohio State Board of Psychology and must satisfy continuing educational requirements, keep up with relevant research, stay abreast of laws governing the practice of psychology, and adhere to the ethical principles of psychologists.

Psychology Department Achievements of 2016 (January-December)

A total of 49 referrals were made to the Psychology Department in 2016. There were 10 referrals for a consultation and 39 referrals for full psychological evaluations. Sixteen referrals were from jurists and 19 were from probation officers. Six referrals were from Lucas County Children Services for the House Bill 173. House Bill 173 requires a mental evaluation to provide substantial and material conclusions and recommendations to detect mental and emotional disorders in a child that has been previously adjudicated of an act of violence and has recently been placed in a new foster home. The rest of the referrals were from YTC, Mediation, and discussion during a Population Control meeting or Resource Staffing.

Thirty-nine full evaluations were completed in 2016. (One youth referred in 2016 was uncooperative and an evaluation could not be completed, and a referral from 2015 was completed on a youth in January of 2016). Full evaluations

consist of: extensive record review, interviewing youth, interviewing parent, teacher, or outside providers when possible, administering and scoring psychological testing (which may include cognitive abilities, psychiatric symptoms, socio-emotional functioning, criminal attitudes, and other experiences or perceptions related to their well-being and behavior). This information is then distilled into a report with detailed descriptions of the youth's thoughts, feelings, and behavior. The evaluations end with recommendations to help the youth be successful. Consultations occur when input from the Court Psychologist is desired but a full written report is not needed.

The Court Psychologist was asked to consult on 10 youth. While full evaluations were not needed for these youth, there were varying questions of how best to proceed with these youth. Some of these referrals led to full evaluations at a later time, some of these youth needed abbreviated reports due to very specific information being needed, and other youth were followed over longer time periods to help with case planning. One youth was interviewed to be able to provide information for a mediation amongst family members. The Court Psychologist is also available for informal consultations. The JDC Rescue Crisis worker as well as the Family Violence Intervention Services counselors have sought out clinical consultation with the Court Psychologist on a few cases that were clinically difficult.

Most of the evaluations took place in the Juvenile Detention Center (26 out of 49). Three evaluations took place at the Youth Treatment Center, and 17 evaluations took place in the Probation Department. One evaluation was started in detention but completed in probation. One evaluation took place at Rescue Crisis. One referral and consultation consisted of record review only.

Evaluations were completed on youth ages 9-18 years with the bulk of them (35/49) completed on 14-17 year olds. One consultation was with a 9 year old, one was with an 11 year old, 4 evaluations were with 12 year olds, 6 were with 13 year olds, 6 were with 14 year olds, 8 were with 15 year olds, 13 were with 16 year olds, 8 were with 17 year olds, and 2 were with 18 year olds. Of the 49 evaluations complet-

ed, 39 were on male youth and 10 were on female youth, 25 identified as African American, 11 identified as Caucasian, 12 identified as a mix of backgrounds, and 1 identified as Haitian.

Whenever possible the Court Psychologist is present in court for disposition hearings when the Court Psychologist has written a report on the youth. The Court Psychologist also often provides feedback to the youth regarding the test results. When possible, the Court Psychologist includes parents to hear the feedback and recommendations from the evaluations.

The Court Psychologist participates in numerous Resource Staffings and Placement Reviews. Resource Staffings are when various professionals from the probation department meet (typically with the parent/guardian of a youth present) to develop dispositional recommendations for the judge or magistrate. Placement Reviews are when various staff members meet to discuss a youth's progress while in placement. When placements are disrupted, a meeting is called to address placement issues. Meetings such as these typically occur several times per week. The Court Psychologist facilitates these meetings when the primary facilitator cannot be present and facilitated 16 of these meetings in 2016.

With regard to Resource Staffings, the Court Psychologist worked with colleagues to develop a way of tracking data for the decisions that are made with regard to youth. The use of a decisional matrix was initiated during the 2016 year. The Court Psychologist initiated and took on the task of tracking data to determine when the matrix is followed and when it is overridden and why.

The Court Psychologist continues to provide Reflective Supervision with two groups of supervisors. The goal of Reflective Supervision is to provide time and space to allow for reflection on how to be a more effective supervisor. The group format of the reflective supervision allows for support and learning from colleagues also in a supervisory role. The Court Psychologist facilitates reflective supervision for a group based in Probation and then another group of supervisors from various offices in the Juvenile Justice Center.

The Court Psychologist prepared and gave an hour long training to the three newly hired probation officers. Adolescent brain development and other research relevant to working with delinquent youth was presented.

The Psychology Clinic requires ongoing maintenance in the keeping up to date on assessment materials, finding and ordering new materials, reading manuals and professional guidelines for assessment, and generally overseeing the inventory of the Psychology Clinic.

The Court Psychologist has continued to serve on the Youth Advocacy Alliance (YAA). YAA is an interagency committee that is a subcommittee of the Lucas County Family and Children First Council. The aim of YAA is to promote and strengthen healthy youth development by 1) fostering collaboration and opportunities for cross-system networking and 2) educating service providers. The Court Psychologist attends the Mental Health Board- Youth Task Force meetings twice yearly. The Court Psychologist also meets with other psychologists in the community to maintain connections and have an opportunity for peer supervision and consultation with psychologist colleagues.

The Court Psychologist presented a Grand Rounds talk at the University of Toledo Medical Center in September of 2016. The title of the talk was *Working With Youth in the Juvenile Justice System*.

The Court Psychologist attended over 22 hours of continuing education programs during 2016 on a broad range of topics including: Threat Assessment, Disordered Sleep, Impact of Trauma on Human Development, Cognitive Assessment in Correctional Settings, Evidence-Based Practices in Juvenile Justice and Behavioral Health, Domestic Violence, Change a Life Program, Controversies Surrounding Pediatric Psychopharmacology, Best Practices to Address Community Gang Problems, Juveniles in Corrections, Assessing Youth Mental Health in Juvenile Justice Settings, Mental Health Treatment for Youth in the Juvenile Justice System, and Accepting Feedback. In addition, the Court Psychologist attended over 20 hours of Motivational Interviewing (MI) Training and is working on becoming a trainer for MI. Additional readings on topics such as Empathy, Willpower, and Restorative Justice were completed in 2016. Finally, the Court Psychologist has read 20 chapters of the academic tome entitled the *Handbook of Psychology and Juvenile Justice* which was published in 2016.

Youth Treatment Center (YTC)

Tara Hobbs, YTC Administrator



Tara Hobbs, YTC Administrator

The mission of the Lucas County Youth Treatment Center is to rehabilitate juvenile offenders and their families by developing pro-social attitudes, values, beliefs, and skills, to increase community safety, reduce victimization, and support youth reintegration with opportunities to demonstrate accountability and responsibility.

YTC uses a cognitive-behavioral and systems-based approach to correction that believes, *"Everything together is treatment."* Thoughts, feelings, behaviors, moral development, social skills, substance abuse, relationship issues, and traumatic histories are addressed in individualized treatment planning.

All residents work to identify and correct criminal thinking errors; they participate in individual and family therapy, and attend school. The group counseling curricula used are: *Thinking for a Change*; *Aggression Replacement Training's* skill streaming, advance practice in skillstreaming, anger control and moral reasoning components; *Voices* for female residents; *Gang Intervention*; and *Boosters* skill streaming for residents as they reenter the community. Public service and completing any court-ordered restitution assist residents in addressing the harm caused to their victims and to the community.



Relationships: YTC and Court staff always turn out to support the youth in their quarterly art and music presentations. Youth present their projects and lend a hand of encouragement.



Creativity: Learning by Doing is how an artist learns to work with their materials. Here, Jan Revill, Art Instructor, is demonstrating working with papier mache.

YOUTH AND FAMILIES SERVED: 58

Total Placements: 37, 1 of which was a step-down from DYS

OYAS Risk Level at placement:	High	Moderate	Low
	27	8	2

RACE/ETHNICITY:

	African-American	Caucasian	Latino	Other/Biracial
	28	3	3	3

GENDER

	Male	Female
	31	6

DISCHARGES/RELEASES

Total Discharges/Releases	Successful	Unsuccessful	Other
31	26	3 (all were sent to DYS)	2

YOUTH ASSESSED, BUT REFERRED TO OTHER PROVIDERS: 9

DYS	Residential Mental Health Placement	Community (non-residential) Programming
2	3	4



Education: *The Toledo Zoo's educational outreach offers YTC residents an up-close opportunity to learn about nature.*



Health: *The new "Chill Space" at YTC is a sensory room to promote residents mental health through calming rather than a trauma-based response.*

Accomplishments for 2016:

1. Implemented an assessment, *The University of Rhode Island Change Assessment Scale (URICA)* to measure youth's motivation for treatment; Assessment results are used to build upon youth's motivation and include in case planning.
2. Developed a Sensory Room (**The Chill Space**) to enhance and increase the array of feelings management and calming techniques youth learn while in treatment to replace aggressive and trauma based responses.
3. Updated youth and family exit surveys to target family engagement.
4. Included youth and family opinions and suggestions for updates to the Behavior Management System and intake procedure development.
5. In conjunction with community providers and other Lucas County Juvenile Court Departments:
 - Increased ongoing family participation in Functional Family Therapy as part of reentry.
 - Implemented Family Navigators to provide additional, community and faith-based support for YTC families.
 - YTC staff participated in Positive Youth Justice activities with other Court departments.

Goals for 2017:

1. Quality Assurance:
 - Review Pre- and Post- test data and its usefulness
 - Include quantitative data for exit survey
 - Review/Revise YTC performance measures
2. Implement family involvement in intake procedures.
3. Show 100% compliance with the Prison Rape Elimination Act (PREA) and American Correctional Association (ACA) standards through scheduled audits in 2017.



Creativity: YTC staff and residents learned glassblowing.



Community: Lucas County has many opportunities for YTC youth to participate and learn new skills from fellow citizens. Residents participated in a glassblowing workshop during the summer at the Toledo Museum of Art. Program Coordinator, Joe Szwarcowicz lectures while Eamon King, TMA, demonstrates.



Relationships: Residents made ornaments for family members as gifts.



Creativity: The Toledo Symphony not only leads the YTC choral group, but also instructs participating residents through their Community Music Lessons Program. Dedicated volunteers like, William McDevitt give of their time and talent weekly.

Reentry Support Service (RSS)

Cheryl Bath, RSS Program Coordinator

Reentry Support Services (RSS) began in May of 2011, as an initiative from the Ohio Department Youth Services Targeted Reclaim Fund Initiative and Annie E. Casey Foundation's Juvenile Detention Alternative Initiative Assessment (JDAI) to implement evidence-based community programming for youth being released from the local community correctional facility, the Youth Treatment Center (YTC). Youth transitioning back to the community are at risk for commitment to the Ohio Department of Youth Services. Youth range in age from 12 to 21. Based upon JDAI assessment to engage local community supports, the court contracted with the University of Cincinnati and the Youth Advocate Program to provide a highly structured, non-residential, community-based program to support successful reentry. RSS focuses on Cognitive Behavioral Interventions (CBI), such as Pathways to Self Discovery, skill streaming, and the EPICS (Effective Practice in Community Supervision) Model of probation supervision.

Reentry Support Services are individualized and family driven. Youth are assigned a Reentry Advocate through the Youth Advocate Program during the third phase (reentry preparation) of treatment at YTC. Advocates meet with each assigned youth on average of 10 hours per week upon reentering the community. Hours per week are individualized and based on the youth's case plan. Once released, family team meetings are held to address and support youth and family's work on the case plan. Family meetings are either conducted in the family's home or at a designated place of the family's choice in the community. Youth are held accountable through the court's Graduated Responses process, which include but not limited to family accountability, Reentry Support Advocate hours increased (temporarily as an intervention), review hearings, violation being filed, community detention (house arrest) and detention.

Accomplishments for 2016:

- Increase compliance with program requirements since moving to the individualized community-based Reentry Support Services (RSS)

Goals for 2017:

- Implement Educational Support for youth in Reentry Support Services
- Implement an Aftercare Group to meet twice a month
- Develop a Community Service Project either individually or as a group

YOUTH AND FAMILIES SERVED: 31			
OYAS Risk Level at placement:	High	Moderate	Low
	14	17	0

RACE/ETHNICITY:				
	African-American	Caucasian	Latino	Other/Biracial
	26	4	1	0

GENDER		
	Male	Female
	30	1

TERMINATIONS			
Total Terminations	Successful	Unsuccessful	Other
27	14	12	1

Clerk's Office

Kevin Tackett, Chief Deputy Clerk/Administrator

It is an Honor to serve the residents of Lucas County Ohio. We in the Clerk's office are dedicated to providing clear and accurate information at all points in the Court process. The Clerk's office functions as a systematic stream of processes that intertwine with all departments of the Juvenile Court. Our mission is to efficiently and accurately manage the case flow of the Court by preparing and maintaining the official records, while providing professional and courteous customer service. Cases are initiated through the Clerk's Office through a process of systems that include Intake, Assessment, Scheduling, Service and Dispositional processing.

The Clerk's office is often the first contact a person has with the Court process. We recognize that many individuals who come to our office may be going through difficult and stressful times. As such we make it a priority to be sensitive to the needs of our customers while maintaining our professional and ethical obligations to the Court and the citizens of Lucas County.

Management changes

In May of 2016, the Chief Deputy Clerk left the Court for another position in County government. The office was in the initial stages of restructuring and making changes. Kevin A Tackett was appointed the new Chief Deputy Clerk in May of 2016. Kevin came from the Court's Mediation Department where he was the Director of Mediation. Kevin has worked for the Court since November of 2009. Prior to his employment with the Court, he was a practicing attorney primarily focused on the Juvenile Court and a mediator for the Juvenile Court.

Team Building Training

In May of 2016 the staff participated in team building exercises at Swan Creek Metro Park. The Court's own Hans Giller from the Family Violence Intervention Services program provided the training. Hans lead the staff through many exercises demonstrating the need for staff to work together in order to achieve positive results. Staff learned the importance of working well together and the time was very productive.

Multi-Agency Cooperation

The Clerk's office and the Court's General Counsel meet monthly with the Lucas County Children's Services Agency and the Lucas County Child Support Enforcement Agency to ensure efficient processing of cases through the Court, and to keep open a constant flow of communication with both agencies. This forward focused communication allows all parties to better prepare for changes in laws, personnel or processes that may affect the citizens of Lucas County.

CMS Preparation

For the past few years, the Juvenile Court, with the assistance of the Lucas County Integrated Court Systems, has been working on a plan to replace and upgrade the current outdated case management system. In 2015, a contract was signed and substantial work toward drafting, designing and eventually acquiring a new system began. The Clerk's Office began systematically reviewing processes to ensure they are efficient and effective to accomplish current goals, while planning for the new system. This review process has continued throughout 2016. We look forward to the implementation of this new system. We look forward to the implementation of the new case management system and we will continue to work on providing the citizens of Lucas County the quality of service that they deserve.

Team building with your co-workers takes serious focus to achieve the goal. The Clerk's office staff participated in team building exercises at Swan Creek Metro Park.



Community: *The staff in the Clerk's office helps support increasing public awareness to prevent child abuse, by wearing blue for the national event during the month of April.*

Community Integration and Training for Employment (CITE)

Charlie Johnson, CITE Program Manager

Elizabeth Sepeda, CITE Program Officer



Build a Bike Program at Toledo Bikes!

The Community Integration and Training for Employment (CITE) Program provides job readiness training, paid work experience, linkage to employment and community service activities to court-involved youth with the Lucas County Juvenile Court. The CITE Program reflects the overall mission of the Court to provide activities that promote positive youth justice (PYJ). In addition, CITE programming includes job readiness training to help participants develop life skills, entry-level employment skills and job search assistance. CITE youth attend job fairs, open interviews and community classes designed to help them find work. In addition, the CITE program partners with other youth serving agencies including Toledo GROWs, Toledo Bikes, and Sofia Quintero Art and Cultural Center (SQACC), United North, and University Church to provide work experiences and pro-social activities.

All CITE activities are organized around the process of positive youth development (PYD). Some of these activities involved building community gardens with raised beds, handmade wooden canoes and rebuilding bicycles. Whether

The CITE Program reflects the overall mission of the Court to provide activities that promote positive youth justice (PYJ).



Boat Building Project



Build a Bike Program

youth are building bikes, boats, or birdhouses, the deeper goals they accomplish involve building the courage, confidence, competence and character they will need to be successful in life. CITE activities are designed to provide them with a path to success.



Toledo GROWS

Program Achievements for 2016:

Build A Bike Program:

Forty-two (42) youth learned about basic bicycle mechanic skills, the knowledge and use of tools to assemble, adjust, and tune a bike in a 10-hour curriculum. They also participated in bicycle safety training. Upon completion, they received the bike they built and a lock. We had a special case where a youth demonstrated **restorative justice** by building a bicycle for her sister.

Boat Building Project:

Six (6) female youth built a 16-foot cedar strip canoe. The boat was completed in multiple sessions (totaling over 200 hours). The youth then displayed the boat at the Toledo Classic Boat Show, the Erie Street Market and the Grand Rapids Apple Butter Festival. Youth received a stipend based on the hours each of them worked on the boat building project.

Community Events:

CITE youth constructed the Beth Lewandowski Memorial Park in North Toledo and, a Green Space / Park with the Old West End Initiative. They also planted gardens and fruit trees at Frederick Douglas Community Center. Around the county, CITE youth helped set-up and take down at: the 12th annual Seed Swap, Global Youth Service Day, Toledo Sister Cities International Festival, Taste of the Nation; the 2nd annual Nature's Nursery, and the Toledo Plant Exchange (Spring and Fall).

Recycle:

25 youth that owed community service hours participated in the court's commitment to recycling. Youth learn the importance of proper disposal of all types of paper materials that can be converted into reusable materials.

Small Engine Repair Program:

4 youth completed this program. Youth received 16 hours of training in basic small engine maintenance, repair and safety. Each youth worked with basic tools assembling, adjusting and tuning of small engines.

Summer Youth Works Program:

21 youth completed the Summer Youth Works program, which CITE manages. Youth were employed up to 8 weeks, valued at \$3,200.00. This paid program allowed youth to work at various community sites which consisted of experiences in food service, community sports, landscape and gardening.

Toledo Botanical Garden / Toledo GROWS:

38 Reentry youth were provided job training and paid work experience at the Toledo GROWS/Urban Farm Campus, which included growing thousands of vegetable plants for community gardeners. Produce was sold at the Urban Farm Campus Garden Market.

Toledo Job Fair:

CITE supported this annual event, teaching classes: – *Interviewing 101, Job Skills, Resume workshop, Let the Words Speak for You and I've Got the Job, Now How Do I Keep It?* Youth that attended received a golden ticket for early attendance to the job fair. In addition, CITE was able to get 5 youth hired in the community.



CITE had several program participants that had successful outcomes. A few highlights include:

Maria*, a female youth participated in 3 programs within CITE simultaneously and found employment when she returned to Cleveland.

Brian*, a male youth was placed in the Summer Youth Works Program and exceeded the goal of the program, and was hired by Toledo Fence as a full time employee.

Carlos*, a male youth that completed the CITE Program; graduated from High School and is currently a student at Owens Community College. He was recently hired by Tireman as a full time employee.

Lawrence*, a male youth that finished 5 programs within CITE, obtained his driver's license and through his paid work experience saved to start up his own lawn care business.

Crossover Practice Model

Lisa Demko, LCCS Liason/Resource
Staffing Manager

In 2011, Lucas County Children Services and the Juvenile Court partnered together to implement Georgetown's Crossover Practice Model. The process is a collaborative effort to address the special circumstances and needs of those youth that are dually-involved with Lucas County Juvenile Court and Lucas County Children's Services. To improve outcomes for youth and keep youth from penetrating the juvenile justice system, this initiative includes the incorporation of formalized procedures to increase communication between agencies, working together to identify available resources, the application of strength-based treatment and most importantly including the youth's voice and input in the process and decision making.

Desired outcomes of the Crossover Youth Practice model include:

- Reduction in the number of out of home placements
- Reduction in the disproportionate representation of children of color
- Reduction in the number of youth being dually adjudicated
- Reduction in placement changes
- Improvement in intra-agency communication and information sharing
- An increase in youth and family participation
- An increase in access to resources
- An increase in joint case management
- An increase in Youth and Parent satisfaction with the Court Process
- An increase in staff satisfaction regarding the Practice Model

The Lucas County Crossover Youth Practice model includes the following:

- An early identification (computerized) of youth who are between the ages of 10-17 years old that are dually-involved with Lucas County Juvenile Court and Lucas County Children Services.

2016 Highlights

New position was created as a LCCS Liaison to oversee and lead the Crossover Process.

92 referrals were made to the Crossover Youth Process including Unofficial cases

The Crossover Youth Manual was updated to reflect the reform work that is being done within the Lucas County Juvenile Court.

Approximately 50 Crossover Youth Conferences and Team meetings were held along with numerous home visits, court hearings and placement visits

60 employees from the Lucas County Juvenile Court and Lucas County Children Services attended a Joint Crossover Team Meeting to provide training and support for the process.

Crossover Youth have been referred to the Youth Advocate Program, Functional Family Therapy (A Renewed Mind), Multisystemic Therapy (Zepf), the CITE program and the Toledo Bikes Co-Op

The Crossover Youth model is being implemented in the Assessment Center to assimilate dually-involved youth at the beginning of the court process and provide case management to keep youth from further penetrating the juvenile justice system.

- Crossover Youth Conferences conducted for joint case planning purposes.
- Joint home visits conducted by Probation Officers and Caseworkers in the home or community with youth, family and other service providers. Joint participation and recommendations to the Court.
- Identification of appropriate services or programs.
- Coordinator from both Lucas County Juvenile Court and Lucas County Children Services to ensure timely communication, facilitate continuity of care and problem solving.
- The key to successful Crossover Youth Practice Model is communication. Both agencies have done a great job in communicating with one another in regards to court hearings, case information and treatment planning.

Family Drug Court

Judge Connie Zimmelman

Kristen Blake, Family Drug Court Coordinator



Judge Connie Zimmelman

attends a CASA gathering

thanking volunteers.

According to the National Association of Drug Court Professionals, between 60% and 80% of substantiated child abuse and neglect cases involve substance abuse by a custodial parent or guardian. A family dependency treatment court is a juvenile or family court docket of which selected abuse, neglect, and dependency cases are identified where parental substance abuse is a primary factor. Judges, attorneys, child protection services, and treatment personnel unite with the goal of providing safe, nurturing, and permanent homes for children while simultaneously providing parents the necessary support and services to become drug and alcohol abstinent.

The Lucas County Family Drug Court program is a family dependency treatment court that began in March of 2000 and was granted final certification by the Specialized Docket Section of the Supreme Court of Ohio effective August 13, 2014 and received re-certification on December 22, 2016. The mission of the program is to provide on demand, collaborative services for substance abusing parents who have either lost custody of their children or are at risk of removal of their children. The multi-disciplined services shall be timely, holistic, and meet the identified needs of drug court participants. The goal is achieving permanency in a child's sense of time.

The vision of the Lucas County Family Drug Court program began in 1998, when the Juvenile Court received a

planning grant from the Ohio Department of Drug Addiction Services to start a Drug Court in our community. The initial implementation advisory committee was led by Family Drug Court Judge James A. Ray and Chief Magistrate Donna P. Mitchell. Judge Connie F. Zimmelman, has presided over the program since 2007. Throughout the program's history, the Lucas County Family Drug Court served as a host site for the Family Drug Court Planning Initiative (DCPI), as well as the Supreme Court of Ohio's Specialized Dockets. As a host site, the Lucas County Family Drug Court assisted with numerous visits from courts across the United States who were in the process of planning a dependency treatment court.

In 2014, Judge Connie Zimmelman and Kristen Blake were chosen as members of the Joint Subcommittee of the Ohio Supreme Court which is responsible for the oversight and implementation of the Statewide System Reform Program (SSRP). The SSRP is an initiative funded by the Office of Juvenile Justice and Delinquency to support Ohio's efforts increase the scale and scope of existing family dependency treatment courts, and to infuse common family drug court practices into all child welfare cases affected by parents with substance use disorders.

In addition to serving on the Joint Subcommittee, in October 2015, Lucas County Family Drug Court was chosen as a Phase One Demonstration Site for the Statewide System Reform Project. As a demonstration site, Lucas County's Family Drug Court receives training and technical assistance on evidence-based practices to improve family outcomes; county-wide data analysis of current practices; and the collection of administrative data for program monitoring, toward the end goal of imparting effective family treatment court practices established at the individual local level and institutionalize them in the larger state-level child welfare, substance abuse treatment and court systems.

In 2016, Lucas County Family Drug Court received a grant through the SSRP initiative to improve in the area of substance abuse and mental health screening by implementing a universal screening tool for behavioral health disorders for all parents with an open case in Lucas County Children Services Assessment Department. The identified

screening tool to be implemented is the Global Appraisal of Individual Needs-Short Screener (GAIN-SS).

During 2016, the Lucas County Family Drug Court served 81 parents and 147 children who were either in the protective supervision or temporary custody of Lucas County Children Services due to their parent's substance abuse issues. The drug of choice for clients in Family Drug Court has continued to be heroin and other opiates, and represented 88% of all referrals to the program in 2016. Due to the continued high number of referrals for opioid dependence, Lucas County Family Drug Court team has continued to increase their training and knowledge in evidence based Medication Assisted Treatment, and collaborates with additional agencies that offer these services.

Family Drug Court Achievement of 2016

The Lucas County Family Drug Court successfully graduated 24 parents in 2016 which is a 71% increase over 2015.

Of the 24 parents who successfully graduated from the program in 2016, 29 children were reunified with their parents and 4 children remained at home with their parents under protective supervision during the family dependency case.

1 drug-free baby was born in 2016 to a mother in the Family Drug Court program, and 53 drug-free babies were born to mothers in Family Drug Court since the inception of the program.

Lucas County Family Drug Court has continued to participate as a Phase 1 Demonstration Site for the State-wide System Reform Project which is funded by the Office of Juvenile Justice and Delinquency to support Ohio's efforts increase the scale and scope of existing family dependency treatment courts, and to infuse common family drug court practices into all child welfare cases affected by parents with substance use disorders.

Family Drug Court Goals in 2017

Implement a universal screening tool for behavioral health disorders for all parents with an open case in Lucas County Children Services Assessment Department.

Ensure all children ages 0-17 in Family Drug Court receive a child developmental assessment.

Improve the integration of parenting and therapeutic interventions within Family Drug Court while transitioning from parent-focused to a family-centered approach.

Increase and create earlier access to evidence-based parenting programs for all families in Family Drug Court.

Juvenile Treatment Court/Reclaiming Futures

Judge Denise Navarre Cubbon

Andrea Hill, Program Coordinator

The mission of the Juvenile Treatment Court is to increase community safety and reduce delinquency by providing Court supervised substance abuse treatment and intensive case management for non-violent substance abusing youth.

Juvenile Treatment Court (JTC) began operation as a specialized docket within Lucas County Juvenile Court in 2004 and earned final certification in December 2014. The state of Ohio has more than 150 specialized dockets that bring together court and treatment personnel. Juvenile treatment courts, also referred to as juvenile drug courts are just one type of specialized docket. These particular courts intensively supervise youth with delinquency or status offenses who are considered drug-involved.

Throughout its history, the Juvenile Treatment Court has brought national expertise, attention and progressive programming to the area.

Reclaiming Futures, a national program founded by the Robert Wood Johnson Foundation, is a public health and juvenile justice coordinated approach toward more effective substance abuse treatment practices. The Reclaiming Futures six-step model encompasses initial screening and assessment to program engagement and ultimately, transition back to the community, in order to break the cycle of drugs, alcohol, and crime. Court-involved teens with substance abuse problems are kept in the community and served by a partnership consisting of the judge, treatment providers, case manager, probation officer, and Reclaiming Futures project director.

In order to be eligible for this program, youth must be between the ages of 14 to 17, been assessed as having a substance dependent diagnosis, and have a parent/ guardian who is willing to participate in the program and follow the parental requirements. Both youth and parent participate in separate support environments. The youth must progress through each of the four phases in order to successfully complete their Court orders/requirements.

The goal of the Juvenile Treatment Court Reclaiming Futures model is to encourage a continuum of treatment and community services within Lucas County that will also meet the needs of youth and their families.

The Juvenile Treatment Court (JTC) has continued to maintain the relationships established with treatment agencies as well as the Youth Advocate Program. All treatment providers continue to be licensed and trained in using the Global Appraisal of Individual Needs evidence-based family of assessment tools, as well as the Seven Challenges model



Participating in community events increases awareness of substance abuse issues and the Reclaiming Futures model for help. Above, from left; Demecia Wilson, Probation Administrator and Andrea Hill, Reclaiming Futures Project Director attended ReBuilding Community Day held at the Seaway Market.

Continued on page 63

for AOD (alcohol and other drugs) treatment. JTC continues to work on goals to uphold the mission of increasing community safety and reducing delinquency by providing court supervised substance abuse treatment and intensive case management for non-violent substance abusing youth.

JTC Program Achievements of 2016

The Juvenile Treatment Court graduated four youth from the program in the year 2016. Of the four graduating from the program, one went on to receive their high school diploma.

- The Juvenile Treatment Court (JTC) has continued to maintain the relationships established with several treatment agencies as well as the Youth Advocate Program. All treatment providers continue to be licensed and trained in using the Global Appraisal of Individual Needs evidence-based family of assessment tools, as well as the *Seven Challenges* model for AOD treatment. JTC continues to work on goals to uphold the mission of increasing community safety and reducing delinquency by providing court supervised substance abuse treatment and intensive case management for non-violent substance abusing youth.
- Team participated in ongoing Motivational Interviewing training and coaching
- JTC has implemented activities for youth to celebrate sobriety with communities all over the world by observing Red Ribbon Week, National Drug Court Month and National Drug Facts Week
- JTC continues to uphold the Positive Youth Justice values of cultivating meaningful relationships for youth with all youth being referred for an advocate through the Lucas County Youth Advocate Program
- In October 2016, a new JTC Parent Partner was hired through the Youth Advocate Program to continue implementation of the Parenting Wisely curriculum for youth involved in JTC.
- Probation Administrator and JTC Manager worked on a plan of expanding Juvenile Treatment Court Program to Misdemeanor Services and the Assessment Center
- JTC served a total of 18 youth during the year of 2016. Of the 18, 14 youth were male with four being female. In addition to gender, the racial make-up was 8 white youth, 8 black youth and 2 Hispanic.



RECLAIMING FUTURES

Public Health, Justice, Equity.

Reclaiming Futures Program Achievements of 2016

- In March of 2016, the Drug Court/Reclaiming Futures Program participated in a site visit from the Office of Juvenile Justice and Delinquency Prevention in which no programmatic or administrative issues were identified. It was noted that the program is progressing in accordance to the plan presented in the approved grant application.
- A new GAIN Program Management and Evaluation Specialist was hired and added to the team.
- Reclaiming Futures National Program Office staff assist LCJC in implementing the Strength- Based GAIN Short Screener and the SBIRT process in the Assessment Center, Family Violence Program and Misdemeanor Services Program.
- The Reclaiming Futures grant was approved for a no cost extension, changing the end date of the grant from September 30, 2016 to September 30, 2017.
- Fellowship Team attended Reclaiming Futures Conference in Miami, Florida.

Family Violence Intervention Services

Deborah Lipson, Family Preservation Director

Hans Giller, Family Violence Counselor

Amy Lentz, Family Violence Counselor

The Family Violence Intervention Services program meets with every youth that comes into the Juvenile Court with a new Domestic Violence charge. The team shows the youth and their parents a video teaching the program's safety plan. Afterwards, the team works with the youth to create a safety plan that will be signed by the parents.

The family will be given an opportunity to participate in mediation and be provided with support throughout the court process by staff that attend hearings and make recommendations.

Created a new Family Safety Video which was released in November, 2016 and has since been shown to every youth and parent after the youth has been charged with Domestic Violence. The Family Violence team collaborated with Marty McIntyre, Public Relations & Community Engagement Coordinator and The Draw Store, a studio which creates original white board animation videos. The video shows a youth, who had previously been arrested for domestic violence, explaining how to de-escalate when angry and stop arguments before they become abusive. It has been very well received by youth and parents alike because of its' simple understandable story, clever animation and universal message. It has also been made available to the public on the Lucas County website. The Family Violence program continues to offer Respite to families in need of an alternative to detention due to conflict or fear of youth coming home after an arrest. Respite may last from anywhere between 10 and 30 days. Families will also be assessed for other referrals or for in house domestic violence program services and then referred appropriately.

The DV group is a 21-week intensive educational group that requires both parent and youth to attend weekly. It is strength based, solution focused and a collaborative family process. Families who may not be appropriate for the DV group due to mental health, scheduling, and other issues can instead be referred to individual services. Both of these programs help families learn a variety of tools from the DV curriculum that



The new safety plan video features a youth sharing his story, while a hand draws the storyline.



Relationships:

Learning new ways to communicate with family members is key to preventing future family violence. The FVIS counselors promote healthy positive activities for families to engage in together. Hans Giller, took a group out for kayaking on the Maumee River.

reduce violence and abuse and increase skills, such as communication, problem solving, and accountability to family. The goal of building Healthy Respectful Family Relationships is based on teaching skill sets that include Safe Behaviors; Responsibility for Behavior; Self Awareness of Thinking, Feeling, and Behavior; Respectful Communication; and Self Calming Skills.

Program Achievements of 2016

OVER 500 Hearings were attended by FVIS* team	Attended every hearing with youth and their families throughout the process to provide support to parents, continually evaluate safety, assess the youth's progress, request court orders and make referrals for Step up Assessments and community services.
248	Provided 248 days of respite care for 18 youth who were placed in private foster homes licensed by Adriel, Inc and Family Connections-The Twelve of Ohio Inc. until safeguards and services were put into place. The average length of stay for youth in respite was 13 days.
242	Met with 242 youth who were charged with Domestic Violence and created an individualized Family Safety plan for each one prior to the youth being released to return home.
	Evaluated safety in the home with the parents or guardians for every (242) youth charged with domestic violence.
163	Taught Step Up curriculum in Individual counseling sessions (163 individual sessions) to families who could not attend or were inappropriate for the Group program.
117	Facilitated weekly Step Up Group (117 group sessions)
75	Thirty percent of youth (75 out of 242) charged with Domestic Violence in 2016 were never held in secure detention diverted from being held in secure detention after being charged with domestic violence. Instead, they were able to go home, or to a relative's or to Safety Net (an emergency shelter for runaway or homeless youth) pending their arraignment hearing and mediation.
59	Provided Step Up programming (either group or individual) for 59 youth. Out of the 59 youth active in Step Up programming in 2016, only 4 youth had new Domestic Violence charges while involved in programming.
50	50 youth, who were charged with domestic violence, had their cases handled unofficially and did not appear before a Magistrate.
44	Out of the 44 youth who graduated from Step Up programming in 2016, only 1 had a new DV charge.
31	Assessed 31 new families for the Step Up Program, including Group and Individual Sessions.
15	15 youth were referred for Misdemeanor Services with the Family Violence program to coordinate and monitor services. Of these: <ul style="list-style-type: none"> • 7 were terminated successfully, • 1 was terminated unsuccessfully after being found delinquent of Burglary, • 7 are still pending.
9	Referred 9 families to Family Functional Therapy (FFT) through A Renewed Mind.
2	Referred 2 families to Multisystemic Therapy (MST) through the Zepf Center.
0	0 youth were placed on probation as a result of a domestic violence charge

Juvenile Court Sex Offender Treatment Program

William Weis, JSOT Program Supervisor

The Lucas County Juvenile Court Sex Offender Treatment Program is committed to reducing the incidence of sexual abuse by developing community partnerships which promote community safety, victim restoration and public education by: enhancing healthy relationships, holding youth and parents accountable, and ensuring an effective continuum of care for both survivors and youth who sexually offend. The Lucas County approach stresses collaboration, community education, valid and reliable assessment, effective treatment, supervision/management and transition to different levels of care.

The program emphasizes community-based supervision and a cognitive-behavioral treatment model and features:

- 1) Specialized Probation Officers to provide increased supervision and support;
- 2) Family involvement including parental engagement and accountability;
- 3) Frequent juvenile court review hearings in a specialized juvenile sex offender docket;
- 4) Enhanced service collaboration among community agencies including law enforcement, schools, mental health, board of Developmental Disabilities, and juvenile court; and
- 5) Involving participants in a variety of positive youth development opportunities in an effort to build well-rounded individuals while introducing pro-social activities.

Together with Harbor Behavioral Healthcare, the Lucas County Juvenile Court has developed a comprehensive JSOT Program that addresses the key components of an effective community-based treatment program. Using this model, therapists and probation staff are able to address and treat a wide range of populations including adolescent males, females, pre-adolescent offenders and lower-func-

tioning offenders by using individual, group and family therapy.

In 2016, 34 youth were referred for specialized juvenile sexual offender treatment assessments. All assessments were completed successfully and follow-up referrals for treatment were made where required, usually to intensive group therapy or community-based outpatient treatment. During this year, two youth were terminated from the group treatment program with a 100% successful completion rate. Youth who were involved in community-based treatment programs were successful at a rate of 95% (19 out of 20 clients). At the end of 2016, an estimated 22 youth were active in community-based treatment, 15 were in intensive group treatment, and five juveniles were living in out-of-home placements for sex offender treatment purposes.

Continuing the emphasis on research and evidence-based practices, the JSOT program has begun a partnership with Dr. Jamie Yoder, PhD, from The Ohio State University, to explore quality of life experiences for those youth in treatment. This research, entitled: *"Evaluation II: Quality of Life Outcomes from a Management Program for Youth who have committed a Sexual Crime"* was completed near the end of 2016, and provides insight into how treatment interventions impact the overall life experiences of program-involved youth. This paper was submitted to a number of journals for publication.

The Lucas County Juvenile Sex Offender Treatment Program will continue to emphasize three key priorities. First, assure community safety. Next, continue to develop a comprehensive approach to providing community-based treatment to moderate/higher risk juvenile sex offenders designed to increase positive outcomes. Finally, increase cost-effectiveness by collaborating with stakeholders to deliver intensive community-based services to youth and families.

Mediation

Heather Fournier, Director of Mediation Service

LCJC Mediation: Caring people empowering others to resolve conflict.

What is mediation?

Mediation is a dynamic, structured process where a neutral third party facilitates communication so that co-parents can craft an agreement or reconciliation. In mediation, co-parents are encouraged to treat one another with dignity and to take concerns seriously. The Lucas County Juvenile Court Mediation Department (“Mediation Department”) is available to mediate numerous issues pertaining to children of all ages. While mediation types vary the older a child gets, the empowering mediation process stays the same for all participants.

Lucas County Mediation works with numerous caring, experienced people.

Heather Fournier, Shari Blackwood, Monica Rudman and Kathy Gonyea comprise the full-time mediation team. There are additionally about 30 caring individuals from our community who conduct mediations as independent contractors. Many independent contractors are attorneys or they previously were public servants like teachers, social workers or law enforcement officials.

What are the different mediation types?

Access to Visitation Mediation

Access to Visitation Mediation is designed to empower non-married parents to create a visitation and child support plan that works for their child. An Access to Visitation mediation takes place at Lucas County Child Support Enforcement Agency (LCCSEA) and it begins when a person applies for child support through LCCSEA. This program, funded by the Ohio Department of Job and Family Services, helps co-parents create individualized parenting plans tailored to address unique issues such as a child’s developmental needs or a parent’s work schedule. In 2016 this program resulted in 127 agreements.

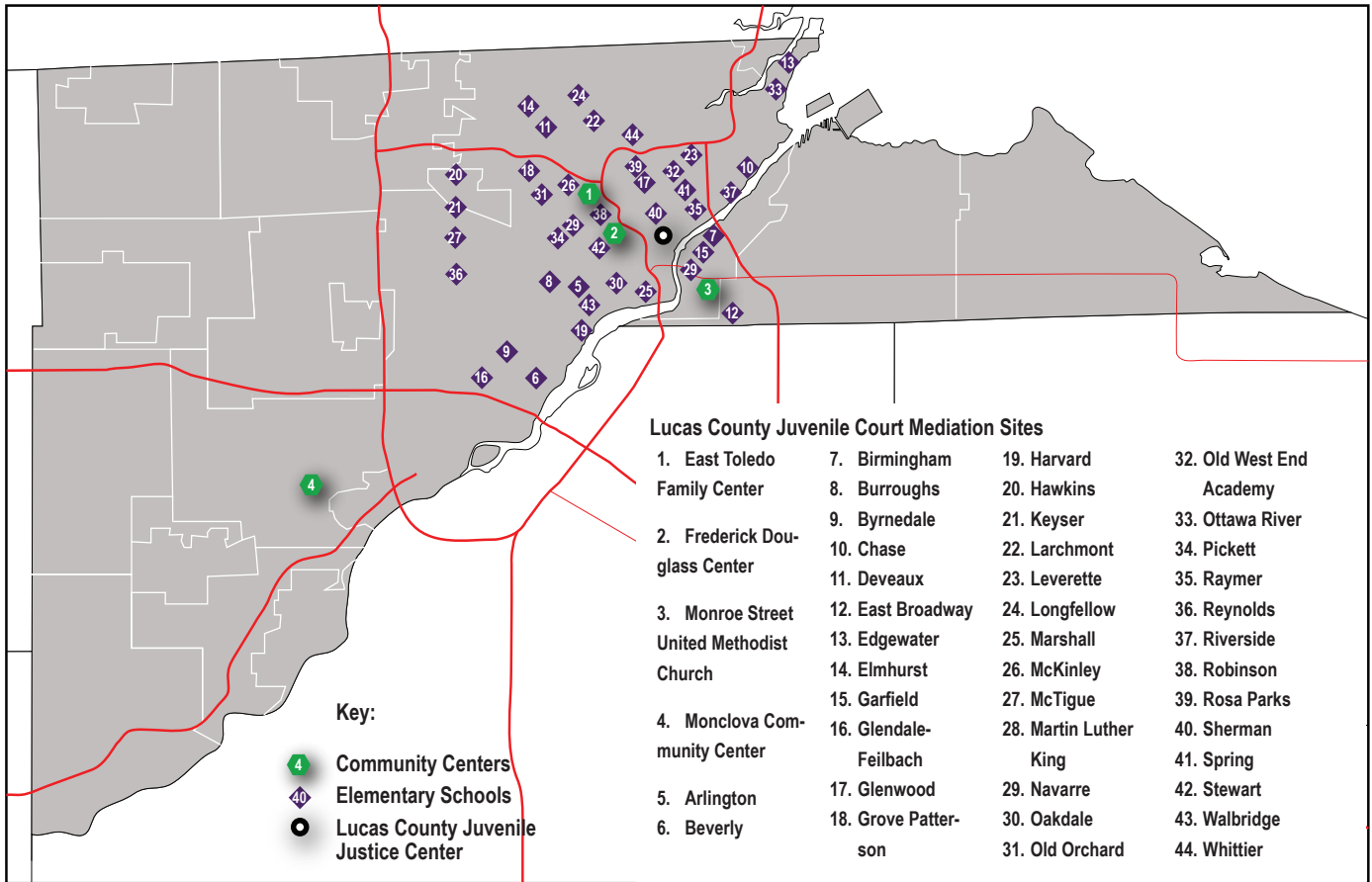
Civil Mediation

Civil Mediations enable non-married parents who file a “Complaint to Establish Parent/Child Relationship” or a “Motion to Establish Parental Rights” to address visitation, child support, tax exemptions and other issues. These mediations take place at the Lucas County Court in the Mediation Department. In 2016, this program resulted in 297 completed agreements and 89 partial/interim agreements.

Child Protection Mediation

Child Protection Mediation is a process where parents, lawyers, child protection professionals and others work with a neutral, impartial mediator to facilitate communication.





Lucas County Juvenile Court

Care | Guidance | Treatment | Protection

tion. Protection Mediation is appropriate for cases where Lucas County Children Services files an emergency motion for shelter care due to the dependency, neglect and/or abuse of a child. This mediation process encourages constructive communication and information sharing so that genuine engagement and agreement is possible. The child's voice in the decision making process is essential and represented by a guardian ad litem or Court Appointed Special Advocate. There were 106 Child Protection Mediation agreements reached in 2016.

Truancy Prevention

"Truancy has been clearly identified as one of the early warning signs of students headed for potential delinquent activity, social isolation, or educational failure via suspension, expulsion or dropping out."^[1] Lucas County Juvenile Court, in partnership with Toledo Public Schools (TPS), has worked to identify and mitigate truancy first, through the use of mediation, and second, through school stabilization services. The mediation process helps parents, caregivers and schools find a fair and workable solution that fosters healthy school attendance. Court Assessment Center staff promote school stabilization by working one-on-one with youth and families who need intensive attention. The sum program works to promote attendance, social connectedness and educational success. During the 2015-2016 school year, there were 1,238 cases mediated at Toledo Public Schools.

Separate from TPS, numerous other Lucas County schools utilize mediation as an alternative to adjudication. There were 140 non-TPS truancy mediations agreements reached at Court in 2016.

Unruly/Delinquency

Mediation is suitable for most first-time, low level offenses when a victim is willing to participate. In Unruly/Delinquency mediation, the complainant and offender get a chance to meet, discuss the offense, express concerns and negotiate a mutual agreement. Lucas County Juvenile Court takes care to limit a juvenile's interaction with court and thus works with community partners to hold mediations off site at East Toledo Family Center, United Methodist Church, Monclova Community Center and the Frederick Douglas Center. 222 unruly/delinquency matters were mediated offsite in 2016.

Contributing

When a child is found delinquent due to school truancy, charges are sometimes filed against parents for contributing to the delinquency of a minor ("Contributing"). Contributing mediations help bring parents and pupil personnel together to talk about hard issues like barriers to education. There were 140 contributing mediation agreements reached in 2016.

Domestic Violence Mediation

Domestic Violence by juveniles against parents is a complex issue that Lucas County Juvenile Court handles. These sensitive family disputes receive little benefit from litigation. Domestic Violence Mediations allow parents and children to sit down in a safe, structured environment to discuss conflict-reducing strategies for parents and youths. There were 130 domestic violence agreements reached in 2016.

Every year we work hard to offer community training opportunities. In 2016, Lucas County Juvenile Court Mediation Department sponsored Basic, Domestic Abuse Issues and Truancy Training. The court is sponsoring Advanced Mediation Training in March and the Ohio Supreme Court is sponsoring a Child Protection Mediation Training in April of 2017 which will be presented at our Lucas County Juvenile Court Training Room. The Mediation Department will also host Gabrielle Davis, Legal Policy Advisor from the Battered Women's Justice Project, to learn about the varied ways that domestic violence impacts juvenile cases.

^[1] *National Center for School Engagement, Promoting attendance, attachment and achievement. Chapter One, Page 3. www.truancyprevention.org citing Huizinga, D., Loeber, R., Thornberry, T.P. & Cothorn, L. (2000, November). Co-Occurrence of delinquency and other problem behaviors. Juvenile Justice Bulletin, OJJDP.*

Restorative Justice Peace Circles

Gary Butler - Restorative Services Coordinator

Restorative Justice (RJ) is concerned with two areas of focus:

- 1.) Identifying what harm has been done?
- 2.) How will this harm be repaired, or healed?

While criminal justice asks who is to blame and, what their punishment is, Restorative Justice asks:

Who created an obligation with this harm and how can the victim be healed? And, how can the offender take some responsibility and then be restored to his or her community?

Restorative Justice Peace circles provide an opportunity for youthful offenders to accept the obligations of the harm they have created and work to repair that harm. Circles can create a place where victims, offenders and various community partners can meet and develop a consensus resolution, have difficult conversations and develop a plan to repair harm and restore a youthful offender to their community.

RJ Circles Explained

The circle is a dialog process that works intentionally to create a safe space to discuss very difficult or painful issues in order to improve relationships and resolve differences. The intent of the circle is to find resolutions that serve every member of the circle. The process is based on an assumption of equal worth and dignity for all participants and therefore provides equal voice to all participants. Every participant has gifts to offer in finding a good solution to the problem.

The circle process is deliberate in discussing how the conversation will be held before discussing the difficult issues. Consequently, the circle works on values and guidelines before talking about the differences or conflict. Where possible the circle also works on relationship building before discussing the difficult issues.

From The Circle Keepers Handbook by Kay Pranis

Lucas County's reform vision expanding the court's alternatives to traditional juvenile justice approaches was the impetus to develop the restorative peace circle program from scratch. Several court staff attended circle keeper training, with the Community Justice for Youth Institute. This training followed circle training provided by Summit county Peace Circle program and built a foundation for developing an RJ circle program in Lucas County. This also provided the ability for Lucas County to train any future circle keepers for future programming.

Accomplishments

The circle program was piloted in 2016. A Lucas County Restorative Peace Circle training manual and training outline was developed. The circle keeper training was held at the Frederick Douglass Community Association in November, 2016, facilitated by Lucas county staff, and attended by eight community members. Monthly circle meetings are held for community members interested in learning more about restorative peace circles.

Eleven youth were referred to the Restorative Peace Circle program in 2016. Nine of those youth successfully completed the circle process; reaching consensus resolutions and cooperating with post circle meeting follow up. None of the nine youth had further contact with the juvenile court up to the completion of this report. One referral was handled in an official capacity after the family chose not to participate in the circle process. That case was eventually dismissed at the request of the victim. A second referral, connected to the same case, was closed unofficial after the dismissal. All of the circle referrals, in 2016, were for diversion cases and were all referred on misdemeanor charges.


An application/grant proposal was submitted by the Restorative Circle team for title II funding that would go to develop a community program which would incorporate Restorative Peace Circles and creative expression in a leadership development program. The outcome of this application has yet to be determined.

A glimpse into a Restorative Justice Peace Circle

In a circle with two young men from our community, both sophomores at a local high school, an opportunity for victim and offender to meet was created. These two young men, one a baseball player and one a football player, used a fire extinguisher to play what they thought was a prank. The young men sprayed the contents of the extinguisher all over the enclosed patio of a member of their community. There was damage to curtains, cushions and clean up expenses due to the chemical components of the extinguisher. As the young men sat in circle with their parents, the victim and our circle keepers, they learned that their random victim played a big part in helping to construct the new football stadium at the high school. They learned that the victim coached baseball for many years and had a field in the community named after him. They learned the victim built his own business in their community. They learned that there are no nameless victims, because everyone has a story, and a part where they live. Those young men got to listen to their victim and make apologies and then create a plan to make amends. Even more, those young men connected the fact that they benefit from the efforts of this individual, whom they victimized, and that deeply impacted them.

Moving Forward plans for 2017

This Restorative Circle team learned and grew through the process of providing training and developing and implementing restorative peace circles programming. Those lessons are being used to improve future circle meetings. Example: A method has been developed for confirming cir-



Community: First group of Peace Circle Facilitators show off their certificates of training. Front row: Larry Twitchell, Krontayia Moss, Tammy Knaggs, Joseph Austin, Meg Bourland, and Rachael Gardner. Back Row: John A. Barner III, Stephen Coleman, Gary Butler, Eric Everhard, Major Smith III.

cle resolution agreements and for putting copies of those agreements into the hands of circle participants. A pre-circle agreement has been developed along with a process of pre-meetings and contacts leading up to the RJ peace circle meeting.

So far in 2017, there have been eight youth referred to the circle process, primarily for diversion cases, but also for problem solving circles with probation youth. A problem solving circle is designed to provide agreed upon plans and resolutions to difficult issues facing probation youth and families. This is an exciting new step in developing services to our court-involved youth and their families. Our work is ongoing to keep moving Restorative Peace Circle programming forward.

The Court Statistics consists of four sections. Section I, is devoted to Traffic information. Section II is dedicated to Delinquency data. Section III contains Detention data and Section IV contains the 2016 Ohio Supreme Court Report by judge. The Ohio Supreme Court Report is a standard report that is created monthly and sent to the Ohio Supreme Court to ensure proper case flow.

In Section I, the data is based on the violation date of the violation. The violation date is the date the violation occurred. In Section II, the data presented is arrest data and it includes all cases that the court received in 2016. The received date is when the complaint is entered into the case management system. In Section III, the detention data is based on all bookings that occurred in 2016. In effort to maintain equity and transparency, most of the sections will contain cross tabulations of race, sex, geographic data and offense data. When possible a five year trend of the data will be provided.

The data is displayed is sample of the available data. If a public data request is needed, please contact the court general counsel at 419-213-6849.

John McManus, Research Analyst,
Lucas County Juvenile Court

I. TRAFFIC

The traffic data is collected in the clerk's office when a juvenile violates a traffic law in accordance to ORC 4511.01. Due to the numerous types of traffic violations, the violations were grouped into 15 categories determined by the court. For example, the category license violation ranged from a not having a driver license to driving with a suspended license. If further information is required please contact the court general counsel at 419-213-6849 for a data request.

TABLE A1

TRAFFIC: 2016 TOP FIVE TRAFFIC VIOLATION CATEGORIES BY RACE

VIOLATION CATEGORY	ASIAN	VIOLATION CATEGORY	BLACK	VIOLATION CATEGORY	LATINOS
FAILURE TO YIELD	33%	LICENSE VIOLATION	30%	LICENSE VIOLATION	33%
FAILURE TO CONTROL	33%	SAFETY	18%	FAILURE TO CONTROL	27%
ILLEGAL PLATES	11%	FAILURE TO CONTROL	12%	FAILURE TO YIELD	10%
SPEEDING	11%	FAILURE TO YIELD	12%	LANE VIOLATION	10%
LANE VIOLATION	11%	LANE VIOLATION	8%	SPEEDING	8%
TOTAL	9	TOTAL	509	TOTAL	36

VIOLATION CATEGORY	WHITE	VIOLATION CATEGORY	UNKNOWN	VIOLATION CATEGORY	OTHER
FAILURE TO CONTROL	29%	FAILURE TO YIELD	31%	LICENSE VIOLATION	22%
SPEEDING	28%	LICENSE VIOLATION	23%	SPEEDING	17%
FAILURE TO YIELD	15%	LANE VIOLATION	15%	FAILURE TO CONTROL	17%
LICENSE VIOLATION	8%	PEDESTRIAN	8%	DRUGS/ALCOHOL	6%
SAFETY	6%	OTHER	8%	PEDESTRIAN	6%
TOTAL	1006	TOTAL	13	TOTAL	36

TABLE A2

TRAFFIC: 2016 TOP FIVE TRAFFIC VIOLATION CATEGORIES BY SEX

VIOLATION CATEGORY	FEMALE
FAILURE TO CONTROL	29%
SPEEDING	22%
FAILURE TO YIELD	17%
LICENSE VIOLATION	13%
SAFETY	7%
TOTAL	509

VIOLATION CATEGORY	MALE
FAILURE TO CONTROL	20%
SPEEDING	19%
LICENSE VIOLATION	18%
FAILURE TO YIELD	12%
SAFETY	11%
TOTAL	1031

I. TRAFFIC

TABLE A3

TRAFFIC: FOUR YEAR TREND OF TRAFFIC VIOLATION CATEGORIES

VIOLATION CATEGORY	2013	2014	2015	2016	4 YEAR TOTAL
FAILURE TO CONTROL	19%	19%	21%	23%	20%
SPEEDING	22%	20%	23%	20%	21%
LICENSE VIOLATION	14%	15%	13%	16%	15%
FAILURE TO YIELD	11%	13%	15%	14%	13%
SAFETY	15%	13%	13%	10%	12%
TOTAL	1867	1746	1678	1621	6912

TABLE A4

TRAFFIC: FIVE YEAR TRAFFIC TREND OF YOUTHS, COMPLAINTS AND CHARGES

	2012	2013	2014	2015	2016
YOUTHS	1315	1193	1118	1128	1090
COMPLAINTS FILED	1497	1372	1296	1282	1245
CHARGES FILED	1924	1867	1746	1678	1621

TABLE A5

TRAFFIC: 2016 TRAFFIC DATA FOR YOUTHS, COMPLAINTS AND CHARGES

SEX	RACE	INDIVIDUAL YOUTH	COMPLAINTS FILED	CHARGES FILED
FEMALE	ASIAN	3	3	3
FEMALE	BLACK	81	90	137
FEMALE	WHITE	335	369	409
FEMALE	LATINO	9	10	16
FEMALE	OTHER	11	12	19
FEMALE	UNKNOWN	4	4	6
MALE	ASIAN	4	5	6
MALE	BLACK	156	202	372
MALE	WHITE	452	510	597
MALE	LATINO	17	21	32
MALE	OTHER	13	14	17
MALE	UNKNOWN	5	5	7

The Juvenile Division Office of the Lucas County Prosecutor and local law enforcement agents submit unruly and delinquency complaints to the Juvenile Court when a youth allegedly commits an offense. The Prosecutor's Office determines if a complaint is handled officially or if the complaint should be handled unofficially. Unofficial complaints qualify for diversion programs whereby youth are still held accountable for their actions and are expected to complete services while allowing them the opportunity to avoid some level of formal processing and full prosecution of the charges in Court. The Prosecutor's Office prosecutes each official complaint as appropriate to ensure public safety and allow the rehabilitation for the youth. Official complaints are handled by a Judge or Magistrate and proceed along the traditional track of prosecution, adjudication, and disposition. Unofficial cases, however, are examined by the Assessment Center of Juvenile Court and may be referred to Juvenile Court Programs or community-based programs for diversion services. Unofficial complaints always have the potential to become official if a youth does not comply with their diversion program requirements.

The delinquency section consists of 5 groups:

A: Youth Served for 2016 based on Complaint Receive Date

B: Complaints Received for 2016 based on Complaint Receive Date

C: Charged Received for 2016 based on Complaint Receive Date

D: Commitments There are five categories for commitments to the Ohio Department of Youth Services.

- Youth who are serving their first term are COMMITTED;
- Youth who are on parole for a prior commitment to the department and are committed for a new felony offense are RECOMMITTED;
- Youth who have a prior commitment and are not on parole or probation and are committed on a new felony are PRIOR COMMITMENT;
- Youth on parole and returned to our institution for a technical violation are PAROLE REVOCATIONS;
- And, youth who have been given an early release and placed on probation and are returned to the institution for a technical violation are JUDICIAL RELEASE VIOLATIONS.

E: Certification Youths Certified as adults for cases received in 2016

II. DELINQUENCY

TABLE A1

YOUTH SERVED: BY SEX AND RACE

SEX	RACE	CHARGED YOUTH	ADJUDICATED YOUTH
FEMALE	BLACK	372	98
FEMALE	WHITE	247	47
FEMALE	LATINO	23	3
FEMALE	OTHER	23	7
FEMALE	UNKNOWN	52	1
MALE	BLACK	627	313
MALE	WHITE	477	213
MALE	LATINO	32	16
MALE	OTHER	31	17
MALE	UNKNOWN	46	-
UNKNOWN	UNKNOWN	17	-
TOTAL		1947	715

TABLE A2

YOUTH SERVED: FIVE YEAR TREND BY SEX AND RACE

SEX	RACE	2012	2013	2014	2015	2016
FEMALE	BLACK	566	474	368	384	372
FEMALE	WHITE	405	361	292	285	247
FEMALE	LATINO	27	38	26	25	23
FEMALE	OTHER	25	18	20	23	23
FEMALE	UNKNOWN	29	53	35	60	52
MALE	BLACK	974	831	782	683	627
MALE	WHITE	779	614	584	541	477
MALE	LATINO	77	70	61	46	32
MALE	OTHER	40	36	26	27	32
MALE	UNKNOWN	44	70	52	54	45
UNKNOWN	UNKNOWN	32	23	9	12	17
TOTAL		2998	2588	2255	2140	1947

TABLE A3

YOUTH SERVED: BY ZIP CODE

	FEMALE - BLACK	FEMALE - WHITE	FEMALE - LATINO	FEMALE - OTHER	MALE - BLACK	MALE - WHITE	MALE - LATINO	MALE - OTHER	UNKNOWN WHITE	UNKNOWN UNKNOWN	GRAND TOTAL
43601	-	1	-	-	-	-	-	-	-	-	1
43602	2	-	-	-	1	-	-	-	-	-	3
43604	31	3	4	4	43	9	2	4	-	-	100
43605	32	40	5	15	53	80	12	8	-	7	252
43606	26	3	-	1	44	6	-	1	-	-	81
43607	54	2	1	6	99	9	-	3	-	-	174
43608	38	4	2	6	67	11	2	7	-	2	139
43609	46	18	5	9	67	36	6	18	1	1	207
43610	22	1	-	3	28	2	-	-	-	-	56
43611	11	7	1	5	11	15	-	4	-	1	55
43612	26	21	-	5	44	40	3	10	-	1	150
43613	21	21	2	5	43	31	1	3	-	-	127
43614	13	11	1	-	21	11	1	1	-	-	59
43615	23	14	1	4	40	32	-	5	-	-	119
43616	1	13	-	2	4	26	2	1	-	-	49
43617	-	3	-	-	3	9	-	-	-	-	15
43618	-	-	-	-	-	1	-	-	-	-	1
43619	1	-	-	-	-	6	-	-	-	-	7
43620	7	-	-	3	21	-	-	1	-	1	33
43623	4	7	-	1	4	14	-	1	-	-	31
43624	-	1	-	-	2	-	-	-	-	-	3
Lucas *	9	61	1	4	21	111	3	9	-	3	222
Out-of-county	5	16	-	2	11	28	-	1	-	-	63
TOTAL	372	247	23	75	627	477	32	77	1	16	1947

* Lucas = Non-Toledo Lucas County residents.

II. DELINQUENCY

TABLE A4

YOUTH SERVED: FIVE YEAR TREND BY ZIP CODE

	2012	2013	2014	2015	2016
43601	4	3	5	-	1
43602	3	8	7	4	3
43604	121	98	77	78	98
43605	283	263	244	256	253
43606	125	120	91	103	83
43607	263	254	170	163	170
43608	267	205	180	174	139
43609	309	249	206	191	206
43610	95	78	52	58	58
43611	124	132	93	70	56
43612	250	210	195	151	149
43613	184	129	119	118	126
43614	100	101	83	80	59
43615	220	163	144	146	122
43616	85	65	53	57	47
43617	31	22	24	19	15
43618	2	2	1	-	1
43619	9	3	3	9	7
43620	42	38	31	37	32
43623	53	50	39	37	32
43624	2	1	8	5	3
43603	-	-	2	-	-
43621	-	-	1	-	-
Lucas *	304	268	324	290	227
Out-of-county	122	126	103	94	60
TOTAL	2998	2588	2255	2140	1947

* Lucas = Non-Toledo Lucas County residents.

TABLE A5

YOUTH SERVED: HIGHEST CHARGED DEGREE AND HIGHEST OUTCOME

CHARGED DEGREE	TOTAL YOUTH	FINAL CERTIFICATION	FINAL F1	FINAL F2	FINAL F3	FINAL F4	FINAL F5	FINAL M1	FINAL M2	FINAL M3	FINAL M4	FINAL MM	FINAL STATUS OFFENSE (SO)	FINAL UNOFFICIAL	NON-ADJUDICATED
F1	65	3	21	13	12	-	-	1	-	1	-	-	-	1	13
F2	91	1	-	24	12	10	2	9	2	-	-	-	-	-	31
F3	52	-	-	3	25	3	-	7	1	-	1	-	-	-	12
F4	113	-	-	-	2	51	9	18	1	3	3	-	-	-	26
F5	53	-	-	-	-	-	20	10	1	-	2	-	-	-	20
M1	843	-	-	-	1	-	-	155	3	-	23	9	-	328	324
M2	77	-	-	-	-	-	-	-	22	-	2	1	-	40	12
M3	12	-	-	-	-	-	-	-	-	2	-	-	-	4	6
M4	98	-	-	-	-	-	-	-	-	-	23	2	-	62	11
MM	86	-	-	-	-	-	-	-	-	-	-	13	-	57	16
SO	457	-	-	-	-	-	-	-	-	-	-	-	6	404	47
TOTAL	1947	4	21	40	52	64	31	200	30	6	54	25	6	896	518

The above table represents the highest degree a youth was charged with compared to the highest degree a youth was adjudicated on.

TABLE A6

YOUTH SERVED: FIVE YEAR TREND OF HIGHEST CHARGED DEGREE

HIGHEST CHARGED DEGREE	2012	2013	2014	2015	2016
F1	56	62	68	57	65
F2	144	131	86	102	91
F3	65	57	62	64	52
F4	96	113	99	106	113
F5	146	117	88	59	53
M1	1505	1234	1006	992	843
M2	207	135	180	141	77
M3	12	7	17	10	12
M4	222	201	164	129	98
MM	121	110	100	89	86
SO	419	418	385	391	457
Unknown	5	3	-	-	-
TOTAL	2998	2588	2255	2140	1947

II. DELINQUENCY

TABLE A7

YOUTH SERVED: COMPLAINTS PER YOUTH BY SEX AND RACE

SEX	RACE	1	2	3	4	5	6	7	8	9	10	>10	GRAND TOTAL
FEMALE	BLACK	218	62	30	24	11	10	2	7	1	2	5	372
FEMALE	WHITE	175	40	13	3	6	4	1	2	2	1	-	247
FEMALE	LATINO	20	1	1	1	-	-	-	-	-	-	-	23
FEMALE	OTHER	14	4	2	3	-	-	-	-	-	-	-	23
FEMALE	UNKNOWN	47	5	-	-	-	-	-	-	-	-	-	52
MALE	BLACK	290	135	63	45	28	15	15	13	4	4	15	627
MALE	WHITE	234	138	48	28	8	4	8	4	2	1	2	477
MALE	LATINO	18	2	8	-	1	-	1	1	-	-	1	32
MALE	OTHER	13	10	4	2	1	-	-	1	-	1	-	32
MALE	UNKNOWN	42	2	1	-	-	-	-	-	-	-	-	45
UNKNOWN	WHITE	1	-	-	-	-	-	-	-	-	-	-	1
UNKNOWN	UNKNOWN	16	-	-	-	-	-	-	-	-	-	-	16
TOTAL		1088	399	170	106	55	33	27	28	9	9	23	1947

TABLE A8

YOUTH SERVED: COMPLAINTS PER YOUTH BY SEX AND RACE AND PERCENTAGE

SEX	RACE	1	2	3	4	5	6	7	8	9	10	>10	GRAND TOTAL
FEMALE	BLACK	59%	17%	8%	6%	3%	3%	1%	2%	0%	1%	1%	372
FEMALE	WHITE	71%	16%	5%	1%	2%	2%	0%	1%	1%	0%	-	247
FEMALE	LATINO	87%	4%	4%	4%	-	-	-	-	-	-	-	23
FEMALE	OTHER	61%	17%	9%	13%	-	-	-	-	-	-	-	23
FEMALE	UNKNOWN	90%	10%	-	-	-	-	-	-	-	-	-	52
MALE	BLACK	46%	22%	10%	7%	4%	2%	2%	2%	1%	1%	2%	627
MALE	WHITE	49%	29%	10%	6%	2%	1%	2%	1%	0%	0%	0%	477
MALE	LATINO	56%	6%	25%	-	3%	-	3%	3%	-	-	3%	32
MALE	OTHER	41%	31%	13%	6%	3%	-	-	3%	-	3%	-	32
MALE	UNKNOWN	93%	4%	2%	-	-	-	-	-	-	-	-	45
UNKNOWN	WHITE	100%	-	-	-	-	-	-	-	-	-	-	1
UNKNOWN	UNKNOWN	100%	-	-	-	-	-	-	-	-	-	-	16
TOTAL		56%	20%	9%	5%	3%	2%	1%	1%	0%	0%	1%	1947

TABLE A9

YOUTH SERVED: FIVE YEAR TREND OF COMPLAINTS PER YOUTH

NUMBER OF COMPLAINTS	2012	2013	2014	2015	2016
1	1655	1428	1203	1208	1088
2	611	557	502	435	399
3	292	229	221	177	170
4	161	148	102	91	106
5	94	83	78	66	55
6	55	48	51	50	33
7	38	19	31	25	27
8	28	19	22	25	28
9	19	18	16	15	9
10	14	16	6	16	9
>10	31	23	23	32	23
	2998	2588	2255	2140	1947

TABLE A10

YOUTH SERVED: BY AGE

AGE	FEMALE - BLACK	FEMALE - WHITE	FEMALE - LATINO	FEMALE - OTHER	MALE - BLACK	MALE - WHITE	MALE - LATINO	MALE - OTHER	UNKNOWN WHITE	UNKNOWN UNKNOWN	GRAND TOTAL
6	-	-	-	2	1	-	-	-	-	-	3
7	-	-	-	1	-	-	-	-	-	-	1
8	1	-	1	2	1	-	-	-	-	-	5
9	2	-	-	2	-	3	-	-	-	1	8
10	1	-	-	1	9	3	-	-	-	-	14
11	1	2	-	-	13	10	-	1	-	1	28
12	15	2	1	4	31	16	1	3	-	2	75
13	34	23	1	4	53	37	1	7	-	-	160
14	66	25	3	11	82	51	4	9	-	-	251
15	61	41	5	13	116	91	3	18	-	2	350
16	100	79	5	14	138	115	10	20	-	7	488
17	85	70	7	20	175	143	12	19	1	3	535
18	6	5	-	1	8	6	1	-	-	-	27
Unknown	-	-	-	-	-	2	-	-	-	-	2
TOTAL	372	247	23	75	627	475	32	77	1	16	1947

II. DELINQUENCY

TABLE A11

YOUTH SERVED: FIVE YEAR TREND BY AGE

AGE	2012	2013	2014	2015	2016
6	-	1	-	-	3
7	1	1	2	1	1
8	3	4	4	1	5
9	7	9	8	7	8
10	13	10	9	8	14
11	63	35	38	40	28
12	114	114	94	92	75
13	232	192	199	166	160
14	378	342	314	279	251
15	586	489	434	398	350
16	672	658	483	493	488
17	866	667	630	615	535
18	57	60	27	37	27
19	2	1	1	-	-
20	-	1	1	2	-
Unknown	4	3	11	1	2
TOTAL	2998	2588	2255	2140	1947

TABLE B1

COMPLAINTS RECEIVED: BY SEX AND RACE

	RACE	NON-ADJUDICATED	ADJUDICATED	TOTAL
FEMALE	BLACK	541	133	674
FEMALE	WHITE	302	47	349
FEMALE	LATINO	25	3	28
FEMALE	OTHER	28	5	33
FEMALE	UNKNOWN	55	1	56
MALE	BLACK	823	417	1240
MALE	WHITE	526	201	727
MALE	LATINO	44	16	60
MALE	OTHER	31	17	48
MALE	UNKNOWN	48	-	48
UNKNOWN	UNKNOWN	1	-	1
UNKNOWN	UNKNOWN	16	-	16
TOTAL		2440	840	3280

TABLE B2

COMPLAINTS RECEIVED: FIVE YEAR TREND BY SEX AND RACE

	RACE	2012	2013	2014	2015	2016
FEMALE	BLACK	837	811	572	662	674
FEMALE	WHITE	570	519	410	416	349
FEMALE	LATINO	40	62	37	41	28
FEMALE	OTHER	43	21	33	36	33
FEMALE	UNKNOWN	28	55	36	61	56
MALE	BLACK	1925	1637	1510	1462	1240
MALE	WHITE	1232	912	887	819	727
MALE	LATINO	155	121	106	71	60
MALE	OTHER	60	56	37	36	48
MALE	UNKNOWN	50	80	52	56	48
UNKNOWN	UNKNOWN	1	1	-	1	-
UNKNOWN	WHITE	-	-	-	1	1
UNKNOWN	UNKNOWN	31	26	9	10	16
TOTAL		4972	4301	3689	3672	3280

II. DELINQUENCY

TABLE B3

COMPLAINTS RECEIVED: BY ZIP CODE

ZIP CODE	FEMALE - BLACK	FEMALE - WHITE	FEMALE - LATINO	FEMALE - OTHER	MALE - BLACK	MALE - WHITE	MALE - LATINO	MALE - OTHER	UNKNOWN WHITE	UNKNOWN UNKNOWN	GRAND TOTAL
43601	-	1	-	-	1	-	-	-	-	-	2
43602	2	-	-	-	1	-	-	-	-	-	3
43604	52	9	4	6	82	12	5	7	-	-	177
43605	57	54	8	16	108	121	29	9	-	7	409
43606	39	4	-	1	86	7	-	1	-	-	138
43607	103	3	1	7	159	18	-	3	-	-	294
43608	75	4	2	7	130	17	2	10	-	2	249
43609	92	19	5	12	176	54	12	27	1	1	399
43610	41	2	-	4	46	4	-	-	-	-	97
43611	39	8	1	5	26	24	-	4	-	1	108
43612	38	30	-	5	81	61	4	10	-	1	230
43613	35	32	2	6	82	44	1	3	-	-	205
43614	15	12	1	-	35	12	1	1	-	-	77
43615	51	24	3	6	87	61	-	5	-	-	237
43616	1	28	-	2	6	41	2	1	-	-	81
43617	1	4	-	-	6	11	-	-	-	-	22
43618	-	-	-	-	-	3	-	-	-	-	3
43619	1	-	-	-	-	6	-	-	-	-	7
43620	9	1	-	3	52	-	-	2	-	1	68
43623	4	8	-	2	9	18	-	1	-	-	42
43624	-	1	-	-	2	-	-	-	-	-	3
Lucas *	13	88	1	5	44	148	4	10	-	3	316
Out-of-county	6	17	-	2	21	65	-	2	-	-	113
TOTAL	674	349	28	89	1240	727	60	96	1	16	3280

* Lucas = Non-Toledo Lucas County residents.

TABLE B4

COMPLAINTS RECEIVED: FIVE YEAR TREND BY ZIP CODE

ZIP CODE	2012	2013	2014	2015	2016
43601	5	5	6	1	2
43602	6	11	13	4	3
43603	-	-	2	-	-
43604	230	169	152	165	177
43605	487	474	408	414	409
43606	210	197	144	179	138
43607	468	474	314	339	294
43608	463	384	316	319	249
43609	480	429	358	365	399
43610	181	192	107	120	97
43611	185	183	134	113	108
43612	456	325	305	246	230
43613	302	214	182	209	205
43614	162	165	129	108	77
43615	376	278	242	256	237
43616	157	88	94	95	81
43617	43	32	32	28	22
43618	2	4	1	-	3
43619	13	3	3	11	7
43620	69	63	54	77	68
43621	-	-	1	-	-
43623	77	61	49	59	42
43624	2	1	8	6	3
Lucas *	452	404	514	452	316
Out-of-County	146	145	121	106	113
TOTAL	4972	4301	3689	3672	3280

* Lucas = Non-Toledo Lucas County residents.

II. DELINQUENCY

TABLE B5

COMPLAINTS RECEIVED: HIGHEST DEGREE CHARGED AND HIGHEST OUTCOME

CHARGED DEGREE	TOTAL COMPLAINTS	FINAL CERTIFICATION	FINAL F1	FINAL F2	FINAL F3	FINAL F4	FINAL F5	FINAL M1	FINAL M2	FINAL M3	FINAL M4	FINAL MM	FINAL SO	FINAL UNOFFICIAL	NON-ADJUDICATED
F1	76	2	24	15	12	-	-	1	-	1	-	-	-	1	20
F2	116	2	-	35	15	13	3	9	2	-	-	-	-	-	37
F3	63	-	-	3	29	4	-	10	1	-	1	-	-	-	15
F4	141	-	-	-	2	56	14	20	2	3	3	-	-	-	41
F5	78	-	-	-	-	-	35	14	1	-	2	1	-	-	25
M1	1264	-	-	-	1	-	1	257	3	-	43	15	-	368	576
M2	243	-	-	-	-	-	-	-	69	-	5	2	-	44	123
M3	16	-	-	-	-	-	-	-	-	4	-	2	-	5	5
M4	208	-	-	-	-	-	-	-	-	-	62	2	-	83	61
MM	131	-	-	-	-	-	-	-	-	-	-	31	-	71	29
SO	944	-	-	-	-	-	-	-	-	-	-	-	11	610	323

The above table represents the highest degree charged on the complaint compared to the highest degree adjudicated on the complaint.

TABLE B6

COMPLAINTS RECEIVED: FIVE YEAR TREND BY HIGHEST CHARGED DEGREE

OFFENSE GROUP	2012	2013	2014	2015	2016
F1	63	75	76	67	76
F2	165	150	103	128	116
F3	79	73	74	80	63
F4	124	161	137	146	141
F5	197	155	111	101	78
M1	2218	1860	1462	1515	1264
M2	443	330	374	315	243
M3	22	12	22	20	16
M4	474	355	322	256	208
MM	236	208	197	164	131
SO	945	917	810	880	944
Unknown	6	5	1	-	-
TOTAL	4972	4301	3689	3672	3280

TABLE B7

COMPLAINTS RECEIVED: CHARGES PER COMPLAINT BY SEX AND RACE

SEX - RACE	1	2	3	4	5	6	9	GRAND TOTAL
FEMALE - BLACK	561	83	25	2	2	-	1	674
FEMALE - WHITE	300	39	8	1	1	-	-	349
FEMALE - LATINO	27	1	-	-	-	-	-	28
FEMALE - OTHER	81	8	-	-	-	-	-	89
MALE - BLACK	949	211	53	18	7	2	-	1240
MALE - WHITE	527	155	32	11	1	1	-	727
MALE - LATINO	43	12	5	-	-	-	-	60
MALE - OTHER	77	14	2	2	-	1	-	96
UNKNOWN WHITE	1	-	-	-	-	-	-	1
UNKNOWN WHITE	16	-	-	-	-	-	-	16
TOTAL	2582	523	125	34	11	4	1	3280

TABLE B8

COMPLAINTS RECEIVED: FIVE YEAR TREND CHARGES PER COMPLAINT

CHARGES PER COMPLAINT	2012	2013	2014	2015	2016
1	3930	3426	2829	2889	2582
2	780	671	641	590	523
3	193	139	151	127	125
4	47	44	43	47	34
5	9	16	15	10	11
6	6	2	7	1	4
7	2	1	1	3	-
8	1	-	-	1	-
9	1	-	-	-	1
10	-	2	2	4	-
14	3	-	-	-	-
TOTAL	4972	4301	3689	3672	3280

II. DELINQUENCY

TABLE B9

COMPLAINTS RECEIVED: BY AGE

AGE	FEMALE - BLACK	FEMALE - WHITE	FEMALE - LATINO	FEMALE - OTHER	MALE - BLACK	MALE - WHITE	MALE - LATINO	MALE - OTHER	UNKNOWN WHITE	UNKNOWN UNKNOWN	GRAND TOTAL
6	-	-	-	2	1	-	-	-	-	-	3
7	-	-	-	1	-	-	-	-	-	-	1
8	1	-	1	2	2	-	-	-	-	-	6
9	2	-	-	2	-	3	-	-	-	1	8
10	1	-	-	1	13	3	-	-	-	-	18
11	1	2	-	-	27	17	-	1	-	1	49
12	56	7	4	4	54	23	1	3	-	2	154
13	88	36	1	6	106	81	2	7	-	-	327
14	120	33	3	12	164	85	5	12	-	-	434
15	110	68	5	20	258	132	13	25	-	2	633
16	155	113	7	16	313	197	25	27	-	7	860
17	132	84	7	22	294	178	13	21	1	3	755
18	7	6	-	1	8	6	1	-	-	-	29
Unknown	1	-	-	-	-	2	-	-	-	-	3
TOTAL	674	349	28	89	1240	727	60	96	1	16	3280

TABLE B10

COMPLAINTS RECEIVED: FIVE YEAR TREND BY AGE

AGE	2012	2013	2014	2015	2016
5	-	-	1	-	-
6	-	1	-	-	3
7	2	1	2	1	1
8	3	4	4	1	6
9	9	9	10	7	8
10	19	13	15	10	18
11	83	52	49	50	49
12	171	194	160	128	154
13	387	349	346	298	327
14	668	593	549	553	434
15	1048	881	726	766	633
16	1185	1136	834	921	860
17	1316	991	952	893	755
18	67	66	28	39	29
19	4	2	1	-	-
20	-	1	1	2	-
Unknown	10	8	11	3	3
TOTAL	4972	4301	3689	3672	3280

II. DELINQUENCY

TABLE B11

COMPLAINTS RECEIVED: MOST COMMON PRIMARY CHARGES BY SEX- FEMALE

	Unofficial	Official			
		OFFICIAL	ADJUDICATED	GRAND TOTAL	PERCENT
UNRULY	157	26	-	183	16%
TRUANCY	108	33	3	141	12%
DOMESTIC VIOLENCE	22	97	40	119	10%
SAFE SCHOOL ORDNANCE	53	63	23	116	10%
RUNAWAY	-	107	-	107	9%
THEFT	37	47	17	84	7%
ASSAULT	17	61	24	78	7%
PETTY THEFT	31	30	20	61	5%
DISORDERLY CONDUCT	11	10	4	21	2%
CRIMINAL DAMAGE	3	15	2	18	2%
CONSUMPTION UNDERAGE	9	8	1	17	1%
OBSTRUCTION OF OFFICIAL BUSINESS	7	8	5	15	1%
FALSIFICATION	4	10	3	14	1%
MENACING	5	9	2	14	1%
RECEIVING STOLEN PROPERTY	1	12	5	13	1%
RESIST ARREST	3	10	7	13	1%
ROBBERY	-	13	6	13	1%
CURFEW	9	1	-	10	1%
CRIMINAL TRESPASS	4	5	1	9	1%
DRUG PARAPHERNALIA	3	5	2	8	1%
	484	570	165	1054	92%

TABLE B12

COMPLAINTS RECEIVED: MOST COMMON PRIMARY CHARGES BY SEX- MALE

	Unofficial	Official			
		OFFICIAL	ADJUDICATED	GRAND TOTAL	PERCENT
SAFE SCHOOL ORDINANCE	61	151	67	212	10%
UNRULY/TRUANCY	126	57	6	183	9%
UNRULY	156	21	2	177	8%
DOMESTIC VIOLENCE	30	123	42	153	7%
THEFT	37	92	47	129	6%
ASSAULT	17	82	39	99	5%
CRIMINAL DAMAGE	12	79	21	91	4%
OBSTRUCTION OF OFFICIAL BUSINESS	20	67	25	87	4%
UNRULY/RUNAWAY	1	77	-	78	4%
BURGLARY	-	69	51	69	3%
UNRULY/CURFEW	50	8	-	58	3%
PETTY THEFT	22	34	13	56	3%
RECEIVING STOLEN PROPERTY	1	54	31	55	3%
DISORDERLY CONDUCT	30	24	9	54	3%
CRIMINAL TRESPASS	15	38	14	53	2%
CARRYING CONCEALED WEAPON	-	50	41	50	2%
ROBBERY AGGRAVATED	-	46	34	46	2%
DRUG PARAPHERNALIA	18	23	9	41	2%
POSSESSION DRUGS	14	24	9	38	2%
FALSIFICATION	4	22	5	26	1%
	614	1141	465	1755	83%

II. DELINQUENCY

TABLE B13

COMPLAINTS RECEIVED: MOST COMMON PRIMARY CHARGES BY RACE- BLACK

	Unofficial	Official			
		OFFICIAL	ADJUDICATED	GRAND TOTAL	PERCENT
SAFE SCHOOL ORDINANCE	64	149	64	213	11%
UNRULY	183	26	1	209	11%
DOMESTIC VIOLENCE	21	121	46	142	7%
THEFT	40	94	44	134	7%
RUNAWAY	1	126	-	127	7%
TRUANCY	74	36	3	110	6%
ASSAULT	14	90	36	104	5%
PETTY THEFT	28	49	25	77	4%
OBSTRUCTING OFFICIAL BUSINESS	16	60	24	76	4%
CRIMINAL DAMAGE	9	49	14	58	3%
DISORDERLY CONDUCT	25	27	12	52	3%
RECEIVING STOLEN PROPERTY	-	52	31	52	3%
CURFEW	44	5	-	49	3%
BURGLARY	-	48	35	48	3%
CRIMINAL TRESPASS	10	37	13	47	2%
ROBBERY AGGRAVATED	-	39	29	39	2%
CARRYING CONCEALED WEAPONS	-	33	28	33	2%
ROBBERY	-	33	18	33	2%
FALSIFICATION	5	23	3	28	1%
MENACING	7	18	5	25	1%
	541	1115	431	1656	87%

TABLE B14

COMPLAINTS RECEIVED: MOST COMMON PRIMARY CHARGES BY RACE- WHITE

	Unofficial	Official			
		OFFICIAL	ADJUDICATED	GRAND TOTAL	PERCENT
TRUANCY	83	40	5	123	11%
DOMESTIC VIOLENCE	29	89	32	118	11%
UNRULY	95	13	-	108	10%
SAFE SCHOOL ORDINANCE	43	52	22	95	9%
THEFT	30	38	18	68	6%
ASSAULT	17	43	22	60	6%
CRIMINAL DAMAGE	6	42	8	48	4%
RUNAWAY	-	46	-	46	4%
UNDERAGE CONSUMPTION	17	17	5	34	3%
PETTY THEFT	23	11	6	34	3%
DRUG PARAPHERNALIA	14	16	4	30	3%
POSSESSION OF DRUGS	5	18	5	23	2%
BURGLARY	-	21	14	21	2%
DISORDERLY CONDUCT	13	7	1	20	2%
OBSTRUCTING OFFICIAL BUSINESS	8	10	6	18	2%
CARRYING CONCEALED WEAPONS	-	15	10	15	1%
CRIMINAL TRESPASS	9	6	2	15	1%
RECEIVING STOLEN PROPERTY	2	13	5	15	1%
DRUG ABUSE	2	12	5	14	1%
RAPE	-	14	12	14	1%
	396	523	182	919	85%

II. DELINQUENCY

TABLE B15

COMPLAINTS RECEIVED: MOST COMMON PRIMARY CHARGES BY RACE, LATINO

	Unofficial	Official			
		OFFICIAL	ADJUDICATED	GRAND TOTAL	PERCENT
TRUANCY	15	1	-	16	18%
UNRULY	12	2	1	14	16%
SAFE SCHOOL ORDINANCE	4	6	2	10	11%
ASSAULT	1	5	2	6	7%
DOMESTIC VIOLENCE	1	5	3	6	7%
OBSTRUCTING OFFICIAL BUSINESS	2	3	-	5	6%
THEFT	2	3	-	5	6%
BURGLARY	-	4	4	4	5%
DRUG PARAPHERNALIA	1	2	1	3	3%
PETTY THEFT	1	2	-	3	3%
CURFEW	3	-	-	3	3%
FALSIFICATION	-	2	1	2	2%
POSSESSION OF DRUGS	1	1	1	2	2%
AGGRAVATED ROBBERY	-	2	1	2	2%
RUNAWAY	-	2	-	2	2%
AGGRAVATED ARSON	-	1	1	1	1%
CARRYING CONCEALED WEAPONS	-	1	-	1	1%
CRIMINAL DAMAGE	-	1	-	1	1%
FAILURE TO COMPLY WITH POLICE	-	1	1	1	1%
FURNISHING FALSE INFORMATION	-	1	1	1	1%
	43	45	19	88	100%

TABLE B16

COMPLAINTS RECEIVED: MOST COMMON PRIMARY CHARGES BY RACE, OTHER

	Unofficial	Official			
		OFFICIAL	ADJUDICATED	GRAND TOTAL	PERCENT
TRUANCY	71	17	1	88	44%
UNRULY	24	9	-	33	16%
SAFE SCHOOL ORDINANCE	3	7	2	10	5%
RUNAWAY	-	10	-	10	5%
ASSAULT	2	5	3	7	3%
DOMESTIC VIOLENCE	1	5	1	6	3%
THEFT	2	4	2	6	3%
CARRYING CONCEALED WEAPONS	-	3	3	3	1%
DISORDERLY CONDUCT	3	-	-	3	1%
OBSTRUCTNG OFFICIAL BUSINESS	1	2	-	3	1%
PETTY THEFT	1	2	2	3	1%
CRIMINAL DAMAGE	-	2	1	2	1%
DRUG PARAPHERNALIA	1	1	-	2	1%
POSSESSION OF DRUGS	2	-	-	2	1%
CURFEW	1	1	-	2	1%
BURGLARY	-	1	1	1	0%
CASINO/UNDER 21	1	-	-	1	0%
UNDERAGE CONSUMPTION	1	-	-	1	0%
CONTRIBUTING TO DELINQUENCY OF A MINOR	1	-	-	1	0%
DRUG ABUSE	-	1	-	1	0%
	115	70	16	185	92%

II. DELINQUENCY

TABLE C1

CHARGES RECEIVED: BY SEX AND RACE

SEX	RACE	NONADJUDICATED	ADJUDICATED	GRAND TOTAL
FEMALE	BLACK	689	140	829
FEMALE	WHITE	359	52	411
FEMALE	LATINO	26	3	29
FEMALE	OTHER	34	6	40
FEMALE	UNKNOWN	56	1	57
MALE	BLACK	1186	463	1649
MALE	WHITE	759	229	988
MALE	LATINO	61	21	82
MALE	OTHER	54	22	76
MALE	UNKNOWN	49	-	49
UNKNOWN	WHITE	1	-	1
UNKNOWN	UNKNOWN	16	-	16
TOTAL		3290	937	4227

TABLE C2

CHARGES RECEIVED: FIVE YEAR TREND BY SEX AND RACE

SEX	RACE	2012	2013	2014	2015	2016
FEMALE	BLACK	1005	997	717	809	829
FEMALE	WHITE	678	621	507	523	411
FEMALE	LATINO	50	72	42	46	29
FEMALE	OTHER	58	24	42	41	40
FEMALE	UNKNOWN	30	65	37	64	57
MALE	BLACK	2541	2143	2066	1970	1649
MALE	WHITE	1663	1195	1214	1094	988
MALE	LATINO	213	161	137	94	82
MALE	OTHER	72	66	54	50	76
MALE	UNKNOWN	65	104	55	60	49
UNKNOWN	WHITE	1	1	-	1	-
UNKNOWN	UNKNOWN	-	-	-	1	1
UNKNOWN	UNKNOWN	35	31	9	10	16
TOTAL		6411	5480	4880	4763	4227

TABLE C3

CHARGES RECEIVED: BY TOLEDO ZIP CODE, SEX, AND RACE

	FEMALE - BLACK	FEMALE - WHITE	FEMALE - LATINO	FEMALE - OTHER	MALE - BLACK	MALE - WHITE	MALE - LATINO	MALE - OTHER	UNKNOWN WHITE	UNKNOWN UNKNOWN	GRAND TOTAL
43601	-	3	-	-	1	-	-	-	-	-	4
43602	2	-	-	-	1	-	-	-	-	-	3
43604	61	13	5	7	107	13	8	7	-	-	221
43605	65	63	8	16	141	149	36	10	-	7	495
43606	53	5		1	103	7	-	1	-	-	170
43607	129	3	1	7	224	23	-	3	-	-	390
43608	89	5	2	8	167	23	2	15	-	2	313
43609	126	20	5	13	241	73	15	34	1	1	529
43610	53	5	-	4	72	6	-	-	-	-	140
43611	42	8	1	5	35	39	-	5	-	1	136
43612	41	34	-	5	109	85	7	11	-	1	293
43613	41	37	2	6	104	57	3	5	-	-	255
43614	18	12	1	-	48	18	1	1	-	-	99
43615	68	27	3	7	112	81	-	7	-	-	305
43616	1	29	-	3	8	61	4	1	-	-	107
43617	1	4	-	-	9	14	-	-	-	-	28
43618	-	-	-	-	-	3	-	-	-	-	3
43619	1	-	-	-	-	7	-	-	-	-	8
43620	9	1	-	4	66	-	-	2	-	1	83
43623	5	9	-	2	13	24	-	1	-	-	54
43624	-	1	-	-	4	-	-	-	-	-	5
Lucas *	18	111	1	7	59	218	6	12	-	3	435
Out-of-County	6	21	-	2	25	87	-	10	-	-	151
TOTAL	829	411	29	97	1649	988	82	125	1	16	4227

* Lucas = Non-Toledo Lucas County residents.

II. DELINQUENCY

TABLE C4

CHARGES RECEIVED: FIVE YEAR TREND BY ZIP CODE

	2012	2013	2014	2015	2016
43601	7	7	9	1	4
43602	6	14	14	6	3
43603	-	-	2	-	-
43604	294	222	217	212	221
43605	649	611	561	501	495
43606	282	240	187	249	170
43607	594	622	417	436	390
43608	573	484	424	413	313
43609	603	567	443	461	529
43610	244	270	153	160	140
43611	229	229	172	139	136
43612	546	391	380	323	293
43613	381	265	249	267	255
43614	217	198	182	133	99
43615	490	347	309	357	305
43616	203	126	124	123	107
43617	50	39	42	30	28
43618	7	5	1	-	3
43619	16	4	4	15	8
43620	84	78	75	102	83
43621	-	-	1	-	-
43623	101	79	71	76	54
43624	2	1	8	7	5
Lucas *	636	507	676	617	435
Out-of-County	197	174	159	135	151
TOTAL	6411	5480	4880	4763	4227

* Lucas = Non-Toledo Lucas County residents.

TABLE C5

CHARGES RECEIVED: MOST COMMON PRIMARY CHARGES BY SEX, FEMALE

	Unofficial	Official			
		NONADJUDICATED	ADJUDICATED	GRAND TOTAL	PERCENT
UNRULY	-	30	159	189	14%
TRUANCY	3	30	108	141	10%
DOMESTIC VIOLENCE	30	84	22	136	10%
SAFE SCHOOL ORDINANCE	17	51	59	127	9%
ASSAULT	28	62	22	112	8%
RUNAWAY	-	107	-	107	8%
THEFT	17	37	37	91	7%
PETTY THEFT	20	11	32	63	5%
DISORDERLY CONDUCT	9	17	19	45	3%
CRIMINAL DAMAGE	5	31	3	39	3%
RESIST ARREST	12	16	6	34	2%
OBSTRUCTING OFFICIAL BUSINESS	6	15	9	30	2%
MENACING	5	11	9	25	2%
UNDERAGE CONSUMPTION	2	9	9	20	1%
DRUG PARAPHERNALIA	3	8	6	17	1%
CURFEW	3	10	4	17	1%
CRIMINAL TRESPASS	3	7	6	16	1%
RECEIVING STOLEN PROPERTY	5	9	1	15	1%
POSSESSION OF DRUGS	1	7	5	13	1%
ROBBERY	6	7	-	13	1%
	175	559	516	1250	92%

II. DELINQUENCY

TABLE C6

CHARGES RECEIVED: MOST COMMON PRIMARY CHARGES BY SEX, MALE

	Unofficial	Official			
		NONADJUDICATED	ADJUDICATED	GRAND TOTAL	PERCENT
SAFE SCHOOL ORDINANCE	66	109	71	246	9%
DOMESTIC VIOLENCE	34	128	41	203	7%
UNRULY	163	19	2	184	6%
TRUANCY	126	52	6	184	6%
ASSAULT	27	95	40	162	6%
OBSTRUCTING OFFICIAL BUSINESS	20	103	27	150	5%
THEFT	37	53	50	140	5%
CRIMINAL DAMAGE	18	93	27	138	5%
DISORDERLY CONDUCT	39	41	18	98	3%
CRIMINAL TRESPASS	23	44	18	85	3%
RUNAWAY	1	77	-	78	3%
BURGLARY	-	21	52	73	3%
MENACING	7	47	18	72	3%
DRUG PARAPHERNALIA	24	37	10	71	2%
CARRYING CONCEALED WEAPONS	-	25	45	70	2%
POSSESSION OF DRUGS	27	28	12	67	2%
RECEIVING STOLEN PROPERTY	1	33	31	65	2%
PETTY THEFT	23	26	14	63	2%
CURFEW	52	10	-	62	2%
RESIST ARREST	4	34	16	54	2%
	692	1075	498	2265	80%

TABLE C7

CHARGES RECEIVED: MOST COMMON PRIMARY CHARGES BY RACE, BLACK

	Unofficial	Official			
		NONADJUDICATED	ADJUDICATED	GRAND TOTAL	PERCENT
SAFE SCHOOL ORDINANCE	70	106	62	238	10%
UNRULY	185	28	1	214	9%
DOMESTIC VIOLENCE	23	117	37	177	7%
ASSAULT	20	96	38	154	6%
THEFT	40	59	47	146	6%
OBSTRUCTING OFFICIAL BUSINESS	17	99	25	141	6%
RUNAWAY	1	126	-	127	5%
TRUANCY	74	33	3	110	4%
DISORDERLY CONDUCT	37	44	20	101	4%
CRIMINAL DAMAGE	11	69	20	100	4%
PETTY THEFT	29	29	25	83	3%
CRIMINAL TRESPASS	15	40	18	73	3%
MENACING	10	42	15	67	3%
RECEIVING STOLEN PROPERTY	-	30	32	62	3%
RESISTING ARREST	7	33	21	61	2%
CURFEW	44	7	-	51	2%
BURGLARY	-	15	35	50	2%
CARRYING CONCEALED WEAPONS	-	19	31	50	2%
AGGRAVATED ROBBERY	1	11	28	40	2%
FALSIFICATION	5	25	3	33	1%
	589	1028	461	2078	84%

II. DELINQUENCY

TABLE C8

CHARGES RECEIVED: MOST COMMON PRIMARY CHARGES BY RACE, WHITE

	Unofficial	Official			
		NONADJUDICATED	ADJUDICATED	GRAND TOTAL	PERCENT
DOMESTIC VIOLENCE	31	85	30	146	10%
TRUANCY	83	36	5	124	9%
UNRULY	100	14	-	114	8%
SAFE SCHOOL ORDINANCE	46	42	23	111	8%
ASSAULT	26	47	27	100	7%
THEFT	30	24	18	72	5%
CRIMINAL DAMAGE	9	50	10	69	5%
DRUG PARAPHERNALIA	22	28	5	55	4%
POSSESSION OF DRUGS	19	20	7	46	3%
RUNAWAY	-	46	-	46	3%
UNDERAGE CONSUMPTION	18	16	6	40	3%
PETTY THEFT	24	6	7	37	3%
DISORDERLY CONDUCT	18	12	4	34	2%
OBSTRUCTION OF OFFICIAL BUSINESS	9	14	8	31	2%
CRIMINAL TRESPASS	13	11	2	26	2%
MENACING	6	11	8	25	2%
RAPE	-	9	16	25	2%
BURGLARY	-	8	15	23	2%
DRUG ABUSE	5	10	7	22	2%
RESIST ARREST	3	15	4	22	2%
	462	504	202	1168	83%

TABLE C9

CHARGES RECEIVED: MOST COMMON PRIMARY CHARGES BY RACE, LATINO

	Unofficial	Official			
		NONADJUDICATED	ADJUDICATED	GRAND TOTAL	PERCENT
TRUANCY	15	1	-	16	14%
UNRULY	13	1	1	15	14%
SAFE SCHOOL ORDINANCE	5	7	1	13	12%
DOMESTIC VIOLENCE	1	4	3	8	7%
ASSAULT	1	4	1	6	5%
THEFT	2	3	1	6	5%
OBSTRUCTING OFFICIAL BUSINESS	2	3	-	5	5%
BURGLARY	-	-	4	4	4%
DRUG PARAPHERNALIA	1	2	1	4	4%
MENACING	-	3	-	3	3%
PETTY THEFT	1	2	-	3	3%
POSSESSION OF DRUGS	1	1	1	3	3%
CURFEW	3	-	-	3	3%
CRIMINAL DAMAGE	-	2	-	2	2%
DISORDERLY CONDUCT	-	-	2	2	2%
FALSIFICATION	-	2	-	2	2%
FELONIOUS ASSAULT	-	-	2	2	2%
RESISTING ARREST	-	-	2	2	2%
AGGRAVATED ROBBERY	-	1	1	2	2%
RUNAWAY	-	2	-	2	2%
	45	38	20	103	93%

II. DELINQUENCY

TABLE C10

CHARGES RECEIVED: MOST COMMON PRIMARY CHARGES BY RACE, UNKNOWN

	Unofficial	Official			
		NONADJUDICATED	ADJUDICATED	GRAND TOTAL	PERCENT
TRUANCY	71	16	1	88	37%
UNRULY	25	9	-	34	14%
ASSAULT	2	10	2	14	6%
SAFE SCHOOL ORDINANCE	4	5	2	11	5%
RUNAWAY	-	10	-	10	4%
DOMESTIC VIOLENCE	1	6	1	8	3%
THEFT	2	4	1	7	3%
CRIMINAL DAMAGE	1	3	2	6	3%
DISORDERLY CONDUCT	3	2	1	6	3%
DRUG PARAPHERNALIA	2	2	-	4	2%
CARRYING CONCEALED WEAPONS	-	-	3	3	1%
GROSS SEXUAL IMPOSITION	-	-	3	3	1%
KIDNAPPING	-	1	2	3	1%
OBSTRUCTING OFFICIAL BUSINESS	1	2	-	3	1%
PETTY THEFT	1	-	2	3	1%
POSSESSION OF DRUGS	2	1	-	3	1%
RESISTING ARREST	-	2	1	3	1%
CURFEW	2	1	-	3	1%
CRIMINAL TRESPASS	1	-	1	2	1%
DRUG ABUSE	1	1	-	2	1%
	119	75	22	216	91%

TABLE D1

CERTIFICATION OFFENSES

	COUNT
FELON ASSAULT	1
MURDER	1
RAPE	1
ROBBERY AGGRAVATED	1

TABLE D2

CERTIFICATION BY SEX

	COUNT
MALE	3
FEMALE	-

TABLE D3

CERTIFICATION BY RACE

	COUNT
WHITE	-
BLACK	3
LATINO	-
OTHER	-

TABLE D4

CERTIFICATION BY AGE

	COUNT
16	1
17	2

*this is based off of the disposition date that the cert was ruled on

II. DELINQUENCY

TABLE E1

2016 COMMITMENTS: TO THE OHIO DEPARTMENT OF YOUTH SERVICES

	MALES	FEMALES	TOTAL
NEW COMMITMENTS	12	-	12
RE-COMMITMENTS	3	-	-
PRIOR COMMITMENTS	-	-	-
TOTAL COMMITMENTS	12	-	12
PAROLE REVOCATIONS	4	-	4
JUDICIAL RELEASE VIOLATIONS	-	-	-
TOTAL	16	-	16

TABLE E2

2016 COMMITMENTS: BY FELONY LEVEL

	COMMITMENTS	REVOCATIONS/REL. VIOLATIONS	TOTAL
MURDER	-	-	-
FELONY 1	5	1	6
FELONY 2	3	1	4
FELONY 3	3	-	3
FELONY 4	-	-	-
FELONY 5	1	2	3
TOTAL	12	4	16

TABLE E3

2016 COMMITMENTS: BY RACE

RACE	COMMITMENTS
BLACK	12
WHITE	3
LATINO	1
TOTAL	16

TABLE E4

FIVE YEAR TREND OF OFFENSES FILED BY PROCEDURE

	2012	2013	2014	2015	2016
NEW COMMITMENTS	23	19	5	13	12
RE-COMMITMENTS	4	6	2	3	-
PRIOR COMMITMENTS	2	-	-	-	-
TOTAL COMMITMENTS	29	25	7	16	12
PAROLE REVOCATIONS	4	7	1	1	4
TOTAL	33	32	8	17	16

TABLE E5

FIVE YEAR TREND OF COMMITMENTS & REVOCATIONS—RACE/SEX

	2012	2013	2014	2015	2016
BLACK	31 (94%)	29 (91%)	6 (75%)	14 (82%)	12 (75%)
WHITE	1 (3%)	2 (6%)	2 (25%)	3 (18%)	3 (19%)
HISPANIC	1 (3%)	0%	-	-	1 (6%)
MALES	33 (100%)	32 (100%)	8 (100%)	17 (100%)	16 (100%)
FEMALES	0%	0%	-	-	0 (0%)
TOTAL	33	32	8	17	16

TABLE E6

FIVE YEAR TREND OF REVOCATIONS

	2012	2013	2014	2015	2016
MALES	4	7	1	1	4
FEMALES	-	-	-	-	-
TOTAL REVOCATIONS:	4	7	1	1	4

TABLE E7

FIVE YEAR TREND OF COMMITMENTS & REVOCATIONS

	2012	2013	2014	2015	2016
TOTAL COMMITMENTS	29	25	7	16	16
TOTAL REVOCATIONS	4	7	1	1	-
GRAND TOTAL	33	32	8	17	16
ANNUAL DIFFERENCE	-3%	-3%	-75%	113%	-6%

III.

DETENTION

A youth is brought to JDC by a law enforcement officer. The youth may be booked and released to a parent or guardian shortly thereafter if the youth scores as low risk on the JDC Risk Assessment Instrument. If a youth was booked twice within the year, he/she may be counted twice in the numbers represented.

TABLE A1

FIVE YEAR TREND BOOKING BY RACE AND SEX

	2012	2013	2014	2015	2016
WHITE	846 (28%)	668 (27%)	423 (27%)	404 (26%)	273 (23%)
MINORITY	2032 (68%)	1694 (70%)	1182 (73%)	1126 (71%)	845 (72%)
UNKNOWN	103 (3%)	103 (3%)	-	51 (3%)	62 (5%)
TOTALS	2981	2981	1587	1581	1180
MALE	2151 (72%)	2151 (72%)	1205 (76%)	1234 (78%)	855 (72%)
FEMALE	830 (28%)	830 (28%)	382 (24%)	347 (22%)	325 (28%)
UNKNOWN	-	-	-	-	-
TOTALS	2981	2981	1587	1581	1180

TABLE A2

FIVE YEAR TREND ADMISSIONS BY RACE AND SEX

	2012	2013	2014	2015	2016
WHITE	531 (28%)	412 (27%)	278 (24%)	288 (25%)	210 (23%)
MINORITY	1387 (68%)	1093 (71%)	868 (76%)	825 (72%)	658 (72%)
UNKNOWN	70 (4%)	36(2%)	-	34 (3%)	44 (5%)
TOTALS	1918	1541	1146	1147	912
MALE	1445 (75%)	1104 (72%)	881 (77%)	909 (79%)	676 (74%)
FEMALE	473 (25%)	437 (28%)	265 (23%)	238 (21%)	236 (26%)
TOTALS	1918	1541	1146	1147	912

TABLE A3

FIVE YEAR TREND ADMISSION RATE BY RACE AND SEX

	2012	2013	2014	2015	2016
WHITE	63%	61%	66%	71%	77%
MINORITY	68%	65%	75%	73%	78%
MALE	67%	66%	73%	74%	79%
FEMALE	57%	59%	69%	69%	73%

TABLE A4

FIVE YEAR TREND AVERAGE DAILY POPULATION

CALENDAR YEAR	2012*	2013*	2014*	2015	2016
	42	37	26	27	27

TABLE A5

FIVE YEAR TREND AVERAGE LENGTH OF STAY

CALENDAR YEAR	2012*	2013*	2014*	2015	2016
DAYS	8	9	8	9	9

2011- 2014 *Note: After the implementation of the Annie E. Casey Foundation's Juvenile Detention Alternatives Initiative (JDAI) principles, the calculation for Average Daily Population and Average Length of Stay were improved to reflect a more accurate portrayal of the events and timing in the Lucas County Juvenile detention Center.

IV.

2016 OHIO SUPREME COURT REPORT

The Ohio Supreme Court Report is required by law to be filed monthly by each Judge to the Ohio Supreme Court. The report tracks the number pending cases at the start of the month, the number of cases started by the court during the month and the number of cases pending at the end of the month by case type. The report also tracks how each case is terminated. The purpose of the report is track the case load of each Judge and it is also used to ensure that each client of the court is served in a timely manner.

Section IV contains the annual Ohio Supreme Court Report for Administrative Judge Denise Navarre Cubbon and Judge Connie F. Zimmelman.

IV. 2016 OHIO SUPREME COURT REPORT

JUDGE DENISE NAVARRE CUBBON

	A	B	C	D	E	F	G	H	I	J	K	T	V
	Delinquency	Traffic	Dependency, Neglect or Abuse	Unruly	Adult Cases	Motion for Permanent Custody	Custody, Change of Custody, Visitation	Support Enforcement or Modification	Parantage	U.I.F.S.A.	All Others	Total	Visiting Judge
Pending beginning of period	130	71	40	5	40	19	276	255	131	3	2	972	0
New cases filed	1,046	620	246	157	383	19	624	466	190	68	25	3,844	0
Cases transfered in, reactivated, or redesignated	185	41	5	78	81	26	225	552	28	4	0	1,225	0
Total cases	1,361	732	291	240	504	64	1,125	1,273	349	82	27	6,041	0
TERMINATIONS BY:	A	B	C	D	E	F	G	H	I	J	K	T	V
Trial by Judge	1	0	1	0	0	30	0	1	6	0	0	39	0
Trial by Magistrate	10	170	215	0	25	15	478	518	96	8	15	1,550	0
Dismissal by party, judge, or prosecutor	416	429	4	119	202	0	143	205	79	1	7	1,605	0
Admission to judge	25	2	1	0	0	0	1	0	1	0	0	30	0
Admission to magistrate	492	17	0	4	46	0	202	13	10	0	1	785	0
Certification/Waiver granted	2	X	X	X	X	X	X	X	X	X	X	2	0
Unavailability of party for trial	242	43	0	97	150	0	3	137	37	5	0	714	0
Transfer to another judge or court	3	0	0	0	0	0	0	0	0	0	0	3	0
Referral to private judge	X	X	X	X	X	X	0	0	0	0	0	0	0
Interlocutory appeal or order	0	0	0	0	0	0	0	0	0	0	0	0	0
Other terminations	43	0	3	2	45	1	3	1	5	56	1	160	0
TOTAL Terminations	1,234	661	224	222	468	46	830	875	234	70	24	4,888	0
Pending end of period	127	71	67	18	36	18	295	398	115	5	3	1,153	0
Clearance Rate	100%	100%	89%	94%	101%	102%	98%	86%	107%	97%	96%	96%	0%
Time Guideline (months)	6	3	3	3	6	9	9	12	12	3	6	X	X
Cases pending beyond time guideline	3	5	3	2	1	2	12	1	0	0	0	29	0
Overage Rate	2%	7%	4%	11%	3%	11%	4%	0%	0%	0%	0%	3%	0%
Number of months oldest case overage	9	7	1	1	1	4	4	1	0	0	0	X	0
Number of informal cases	171	0	0	0	0	0	0	0	0	0	0	171	0

IV. 2016 OHIO SUPREME COURT REPORT

JUDGE CONNIE ZEMMELMAN

	A	B	C	D	E	F	G	H	I	J	K	T	V
	Delinquency	Traffic	Dependency, Neglect or Abuse	Unruly	Adult Cases	Motion for Permanent Custody	Custody, Change of Custody, Visitation	Support Enforcement or Modification	Parantage	U.I.F.S.A.	All Others	Total	Visiting Judge
Pending beginning of period	146	66	34	4	51	21	302	233	130	0	2	989	0
New cases filed	1,029	645	247	162	404	24	635	476	238	73	32	3,965	0
Cases transfered in, reactivated, or redesignated	184	40	3	70	84	33	233	557	28	4	0	1,236	0
Total cases	1,359	751	284	236	539	78	1,170	1,266	396	86	34	6,190	0
TERMINATIONS BY:													
	A	B	C	D	E	F	G	H	I	J	K	T	V
Trial by Judge	8	0	0	0	0	12	2	1	4	1	0	28	0
Trial by Magistrate	7	176	225	0	20	37	496	521	136	4	16	1,638	0
Dismissal by party, judge, or prosecutor	364	427	8	107	217	3	151	175	77	3	15	1,547	0
Admission to judge	30	4	0	0	0	0	0	1	1	0	0	36	0
Admission to magistrate	527	17	0	6	55	0	224	3	6	0	2	840	0
Certification/Waiver granted	1	X	X	X	X	X	X	X	X	X	X	1	0
Unavailability of party for trial	245	49	0	108	163	0	3	175	33	3	0	779	0
Transfer to another judge or court	2	2	1	0	0	0	0	0	0	0	0	5	0
Referral to private judge	X	X	X	X	X	X	0	0	0	0	0	0	0
Interlocutory appeal or order	0	0	0	0	0	0	0	0	0	0	0	0	0
Other terminations	40	5	4	3	49	0	12	7	3	61	0	184	0
TOTAL Terminations	1,224	680	238	224	504	52	888	883	260	72	33	5,058	0
Pending end of period	135	71	46	12	35	26	282	383	136	5	1	1,132	0
Clearance Rate	101%	99%	95%	97%	103%	91%	102%	85%	98%	94%	103%	97%	0%
Time Guideline (months)	6	3	3	3	6	9	9	12	12	3	6	X	X
Cases pending beyond time guideline	2	5	0	0	1	1	13	1	4	0	0	27	0
Overage Rate	1%	7%	0%	0%	3%	4%	5%	0%	3%	0%	0%	2%	0%
Number of months oldest case overage	1	3	0	0	1	5	3	1	1	0	0	X	0
Number of informal cases	172	0	0	0	0	0	0	0	0	0	0	172	0

Judges

Denise Navarre-Cubbon, Administrative Judge
Maria Arriaga, Office Manager II
Brittany Krohn, Bailiff
Victoria Thompson, Clerk IV

Connie Zimmelman, Judge
Kristen Blake, Specialty Dockets Manager
Lindsey Gillig, Bailiff
Keesha James, Office Manager II
Dericka Cunningham, Clerk IV

Administration

Deborah Hodges, Court Administrator
Kendra Kec, Assistant Court Administrator
Stuart Berry, Special Projects
Joshua Draughon, Staff Attorney
Marty McIntyre, Public Relations & Community
Engagement Coordinator
John McManus, Research Analyst
Said Orra, General Counsel
Dawn Roberts, Administrative Assistant

Assessment Center

Jim Sworden, Assessment Center Director
Floyd Boatman, Surveillance Officer
Carrie Faylor, Surveillance Officer
Hans Giller, Domestic Violence Counselor
Modenia Guy, Assessment Center Case Officer
Jerrika Jagodzinski, Assessment Center Case Officer
Marcus Kelly, Misdemeanor Services Manager
Beth Kurtz, Office Manager
Amy Lentz, Domestic Violence Counselor
Debbie Lipson, Family Preservation Director
Kristen McClain, Assessment Center Case Officer
Mary Neiderhauser, Community Detention Manager
Valencia Newkirk, Assessment Center Case Officer
Kevin Szenderski, Community Detention Officer

Building Services

Bob Muir, Building Services Manager

Business Office/Fiscal

Amy Matuszewski, Finance Manager
Laurie Bayles, Grants Manager
Julie Leichty, Administrative Assistant
Tonia Wilson, Bookkeeper

CASA/CRB

Judy Leb, Director
Rochelle Abou-Arraj, Staff Attorney
Mary Bohnett, Pt Emancipation Specialist
Susan Deangelis, CRB-Office Manager
Ruth Kessen, Secretary
Barbara Manning, Secretary
Melody Piller, Pt Recruitment/Retention Coordinator
Emily Richter, Staff Attorney
Karen Sawmiller, Secretary
Colleen Schoonmaker, Training Coordinator
Pat Walter, Volunteer Coordinator

Clerks

Kevin Tackett, Chief Deputy Clerk
Stella Barringer, Clerk Manager
Stacey Bliss, Deputy Clerk
Ryan Bolfa, Deputy Clerk
Bridget Bovee, Deputy Clerk
Heather Cairl, Deputy Clerk
Shirley Carter, Deputy Clerk
Deidra Cattlodge, Deputy Clerk
Cassandra Coley, Deputy Clerk
Andrea Davenport, Deputy Clerk
Kathleen Evans, Deputy Clerk
Stacey Finley, Deputy Clerk
Dale Frantz, Deputy Clerk
Carol Green, Deputy Clerk
Beth Gunn, Clerk Manager
Pamela Hairston, Deputy Clerk
Norma Henning, Deputy Clerk
Flornosa Holmes, Deputy Clerk
ShaDonna Holston, Deputy Clerk
Jennie Hurley, Deputy Clerk
Deb Jelks, Deputy Clerk
Shea Jewell, Deputy Clerk
Nora Ketchum, Deputy Clerk
Sandy Konwinski, Deputy Clerk
Danielle Meyer, Deputy Clerk
Ginger Morgan, Deputy Clerk
Samira Murphy, Deputy Clerk
Patti Pitzen, Deputy Clerk
Elaine Segura, Deputy Clerk
Steve Snyder, Clerk Manager
Deborah Stuart, Deputy Clerk
Faye Thompson, Deputy Clerk
Kelly Toska-Reyna, Deputy Clerk
Alan Washington, Deputy Clerk
Ahjaynay West, Deputy Clerk

Court Psychologist

Liza Halloran, Court Psychologist

Court Reporter

Gina Perales, Court Reporter (Judge Cubbon)

Detention

Dan Jones, Detention Administrator
Gerald Aldridge, JDO
Cassie Alston, JDO
Veronica Banks, JDO
John Batson, JDO – Intake
Felicia Beacham, JDO – Intake
Jerry Bibbs, JDO
Kim Blackmon, JDO
Darryl Clayton, JDO
Frank Coleman, JDO
Paula Davis, JDO
Charles Dixon, JDO – Intake
Clint Dorn, Detention Manager
Darius Dotson, JDO
Phillip Doyle, JDO
Jason Durden, JDO
Wayman Farmer, JDO
Carla Ford, JDO
Valrie Gilliam, JDO
Paul Hall, JDO
Bobbie Harris-King, Detention Manager
James Henry, JDO
Misti Horton, JDO
Thomas Hutchen, JDO
Adrienne Jackson, JDO
Heath Jackson, JDO
Michele Kaminski, JDO
Dustin Kilpatrick, JDO
Kory Knox, JDO
Garryt Kujawa, JDO
Christian Mauter, JDO
William Metzler, JDO
Kevin Minnick, Detention Manager
Peatra Phelps, JDO
Matthew Phillips, JDO
Amber Piekos, Administrative Assistant
Nicole Portis, JDO
Antonio Ribas, JDO
Jim Richardson, Detention & Intake Manager
Torrence Roberts, JDO
Denise Simpson, JDO

Delmon Smith, Detention Manager
Anthony Turner, Detention Manager
Robert Warren, JDO
Julia White, JDO – Intake
Verna Woods, JDO

Human Resources

Diana Miller, Director
Jennifer Burton, Training Coordinator

Information Systems

Eric Zatko, Director of LC IJS
Timothy Arthur, Data Analyst
Sarah Sagaser, Data Analyst
Chris Veitch, LCIS Network Technician
Chuck Vogelbacher, Systems Analyst/Programmer

Magistrates

Nedal Adya, Magistrate
Susan Cairl, Magistrate
William Hutcheson, Magistrate
Robert Jones, Magistrate
Pamela Manning, Magistrate
Laura Restivo, Magistrate
Brenda Rutledge, Magistrate
Linda Sorah, Magistrate

Mediation

Heather Fournier, Mediation Director
Shari Blackwood, Mediator/ Program Assistant
Kathy Gonyea, Clerk III
Monica Rudman, Clerk III

Medical Clinic

Christy Pacer, Licensed Practical Nurse
Tara Shaver, Licensed Practical Nurse
Tracy Vassel, Licensed Practical Nurse

Probation

Demecia Wilson, Chief P.O. / Administrator
 Cheryl Bath, Day Treatment Coordinator
 Tim Bauerschmidt, Probation Officer (JSOT)
 Jeff Benavides, Probation Officer
 Gary Butler, Restorative Services Coordinator
 Alicia Cathcart, Probation Officer
 Edwin Cox, Probation Officer
 Lisa Demko, LCCS Liaison / RS Manager
 Stacey DeShetler, JTC Data Specialist
 David Gant, Probation Officer
 Rachael Gardner, Initiatives & Reform Director
 John Hicklin, Probation Officer
 Andrea Hill, JTC Coordinator
 Charlie Johnson, CITE Project Director
 Ivonne Mendoza, Probation Officer
 Angela Morgan, Probation Officer (JSOT)
 Chavon Price, Probation Officer
 Liz Sepeda, CITE Program Officer
 Andre Smith, Probation Officer
 Darrel Smith, Probation Manager
 Larry Twitchell, Probation Officer
 Kasey Vanwormer, Probation Manager
 Kineka Wallace, Quality Assurance Manager
 Cate Watts, Probation Officer
 William Weis, JSOT Program Manager
 Duane Welch, JTC Probation Officer
 Pete Wilson, Probation Officer

Youth Treatment Center

Tara Hobbs, Administrator
 Patti Redfern, Assistant Administrator
 Bryan Adams, RS
 Lionel Armstead, RS
 Sonya Bigsby, RS
 Tiffany Brewster, Lead Primary Counselor
 Joseph Davis, RS/Shift Leader
 Dawnielle Dodds, RS
 Marcus Evan, RS
 Andrea Fisher, Supervisor
 Steven Fruchey, Supervisor
 Chelsea Gaudet, RS
 Leslie Gray, RS
 Darlene Harris, Control Booth Operator
 Wendy Hearn, Control Booth Operator
 Satonda Horton, Control Booth Operator
 Satoria Houston, RS
 Eric Johnson, RS
 Jeremy King, RS
 Melinda Koczorowski, RS
 Andrew Kuns, RS/Shift Leader
 Chris Martinez, Primary Counselor
 Tammy McArthur, Control Booth Operator
 Tanya Meyers, Control Booth Operator
 Dorcus Person, Auditor Assistant Specialist
 Courtney Robbins, RS
 Traci Scott, Control Booth Operator
 Donnelle Shelton, RS
 Dorothy Shorter, Treatment Specialist
 Sheirrod Singleton, RS
 Marcus Smith, RS
 Charlene Syeh, Supervisor
 Charlton Wallace, Primary Counselor
 Brooke Ware, RS
 Danielle Wehrs, RS
 Stacey Williams, Control Booth Operator
 Daryl Wilson, RS
 Clarence Winfield, RS
 Sandy Zollweg, Primary Counselor